




**DOWNTOWN BEND PARKING STUDY**  
**RAW DATA SUMMARY (July 20 and July 22, 2016)**  
 August 18, 2018

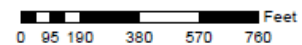
**I. STUDY AREA**

**Figure A**  
**Parking Study Area**



2016

-  Parking Study Area
-  Economic Improvement District
-  Bend Parking District



## II. INVENTORY

**Table 1  
2016 Bend Parking Inventory and Study Area**

<b>Stalls by Type</b>	<b>Inventory Area</b>	<b>% of Total</b>	<b>Study Area</b>	<b>% of Total</b>
15 Minutes	22	1.2%	20	1.5%
30 Minutes	1	< 1%	1	< 1%
30 Minutes (Unless Otherwise Specified)	10	< 1%	10	< 1%
2 Hours	706	39.1%	678	50.9%
2 Hours (Unless Otherwise Specified)	242	13.4%	242	18.2%
No Limit	766	42.4%	326	24.5%
ADA 'Accessible'	41	2.3%	39	2.9%
Authorized Vehicles Only	9	< 1%	9	< 1%
Police Only	8	< 1%	8	< 1%
<i>On-Street Supply</i>	<i>1,805</i>	<i>100%</i>	<i>1,333</i>	<i>73.9%</i>
<i>Off-Street Supply</i>	<i>3,998 (158 sites)</i>	<i>100%</i>	<i>2,650 (46 sites)</i>	<i>66.3%</i>
<b>Total Parking Supply</b>	<b>5,803</b>	<b>100%</b>	<b>3,983</b>	<b>68.6%</b>

### *On-street*

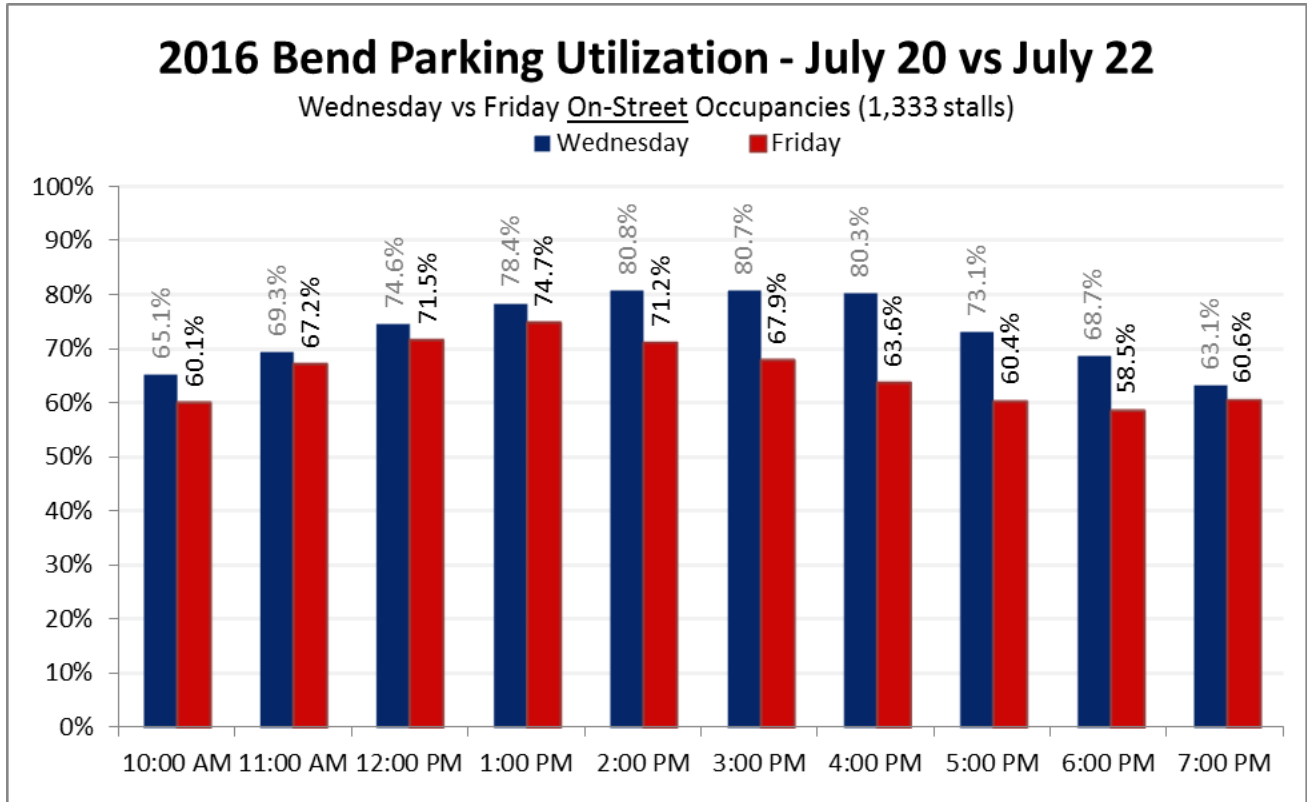
- There are 1,805 total on-street stalls within the original inventory area.
- RWC collected hourly license plate data counts for 1,333 stalls which are located within the black line boundary in Figure A above. This represents a 73.9% sample size of the on-street supply.
- The majority of parking in the study area (69.1%) is either signed for two hours (50.9%) or 2 Hours "Unless Otherwise Specified (18.2%)."

### *Off-street*

- There are a total of 3,998 off-street stalls within the original inventory area located in 158 unique parking sites.
- RWC collected hourly occupancy data for 2,650 of these stalls located on 46 sites. This represents a 66.3% sample size (for stalls) and 30% sample size (for locations). A full summary table of all lots and those lots surveyed is located in Table 5 at the end of this document.

### III. ON-STREET UTILIZATION

**Figure B**  
**Hourly On-street Utilization (Comparative)**



*Weekday (Wednesday, 7/20/2016)*

- The peak hour for on-street parking (Wednesday) is between 2PM and 3PM. At this hour, 80.8% of all on-street stalls are occupied.
- Occupancies decline in every hour between 3PM (80.7%) and 7 PM (63.1%).

*Weekday (Friday, 7/22/2016)*

- The peak hour for on-street parking (Friday) is between 1PM and 2PM. At this hour, 74.7% of all on-street stalls are occupied.
- Occupancies decrease in each hour between 2PM (71.2%) and 6PM (58.5%), rising slightly at 7PM (60.6%).
- Overall Friday vehicle activity is much less than activity found for Wednesday.
- Weekend evening activity (6 PM to 8 PM) is comparable to weekday.

**Table 2**  
**2016 Bend On-Street Parking Utilization (Comparative)**

2016 Downtown Bend On-Street Parking Utilization – Comparative							
Type of Stall	Study Date	# of Stalls	Peak Hour	Peak Occupancy	Empty Stalls	Average Length of Stay	Violation Rate
<b>On-Street Peak</b>	<b>Wednesday</b>	<b>1,333</b>	<b>1:30 – 2:30 PM</b>	<b>80.8%</b>	<b>253</b>	<b>2 hr/ 4 min</b>	<b>9.6%</b>
	<b>Friday</b>		<b>12:30 – 1:30 PM</b>	<b>74.7%</b>	<b>334</b>	<b>2 hr/ 0 min</b>	<b>8.4%</b>
<b>Usage by Time Stay (all users)</b>							
<b>15 Minute</b>	Wednesday	20	5:30 – 6:30 PM	75.0%	5	N/A	6.7%
	Friday		1:30 – 2:30 PM	95.0%	1	N/A	2.7%
<b>30 Minute</b>	Wednesday	11	2:30 – 3:30 PM	54.5%	5	N/A	9.7%
	Friday		5:30 – 7:30 PM	63.6%	4	N/A	2.7%
<b>2 Hour (Signed)</b>	Wednesday	678	12:30 – 1:30 PM 2:30 – 3:30 PM 5:30 – 6:30 PM	76.5%	145	1 hr/ 40 min	9.4%
	Friday		12:30 – 1:30 PM	78.2%	138	1 hr/ 36 min	8.4%
<b>2 Hour (Unless Otherwise Specified)</b>	Wednesday	242	2:30 – 3:30 PM	75.6%	59	2 hr/ 21 min	10.9%
	Friday		10:30 – 11:30 AM	68.2%	73	2 hr/ 13 min	9.7%
<b>Authorized Vehicle Only</b>	Wednesday	9	1:30 – 2:30 PM	100%	0	3 hr/ 40 min	N/A
	Friday		10:30 – 11:30 AM	77.8%	2	2 hr/ 55 min	N/A
<b>Police Only</b>	Wednesday	8	9:30 – 10:30 AM 1:30 – 4:30 PM	25.0%	6	2 hr/ 30 min	N/A
	Friday		6:30 – 7:30 PM	25.0%	6	1 hr/ 45 min	N/A
<b>ADA 'Accessible'</b>	Wednesday	39	3:30 – 4:30 PM	48.7%	20	1 hr/ 33 min	N/A
	Friday		10:30 – 11:30 AM 12:30 – 1:30 PM	30.8%	27	1 hr/ 48 min	N/A
<b>No Limit</b>	Wednesday	326	1:30 – 2:30 PM	88.0%	39	3 hr/ 50 min	N/A
	Friday		11:30 AM – 12:30 PM	83.4%	54	4 hr/ 6 min	N/A

*Weekday (Wednesday, 7/20/2016)*

- The average time stay for all users is 2 hours/4 minutes. This includes those using permits and stalls with no time limits (see Table 3 below for additional detail).
- The average time stay for users of 2 Hour (Signed) stalls is 1 hour/40 minutes, which is indicative of a typical visitor trip.
- The impact of permit users in 2 Hour (Unless Otherwise Specified) stalls raises average time stays in these short term stalls to 2 hours/21 minutes.
- The overall violation rate is 9.6% of unique vehicles. Violation rates are highest in 2 hours – Or Otherwise Specified (10.9%). Industry standards would strive for a rate of between 5% and 7%.

*Weekday (Friday, 7/22/2016)*

- The average time stay for all users is 2 hours. This includes those using permits and stalls with no time limits (see Table 3 below for more detail).
- Friday peak hour occupancies in 2 Hour (Or Otherwise Specified) stalls drop considerably (68.2%) when contrasted to Wednesday occupancies (75.6%). This is likely due to the fact that employee permit demand drops as early weekend activities begin.
- The overall violation rate is 8.4% of unique vehicles. Violation rates are highest in 2 hours – Or Otherwise Specified (9.7%). Industry standards would strive for a rate of less than 7%.

**Table 3**  
**2016 Bend On-Street Parking - Characteristics of Use (Comparative)**

Use Characteristics	Wednesday			Friday		
	All Users	Non-Permit Users	Permits Users	All Users	Non-Permit Users	Permit Users
Average length of stay per vehicle per occupied stall	2 hr/ 4 min	1 hr/ 52 min	5 hr/ 2 min	2 hr/ 0 min	1 hr/ 50 min	4 hr/ 25 min
Actual number of unique vehicles	4,677	4,375	302	4,318	4,032	286
Actual turnover rate (number of cars to use a single occupied stall over a 10-hour period)	4.84	5.36	1.99	4.98	5.45	2.27
Number of non-permit user vehicles parked 5 or more hours in time limited stalls (% of all vehicles)		76 (1.6%)			40 (0.9%)	
ADA placards observed in non-handicap designated stalls (% of occupied stalls)			2 (<1.0%)			0 (0%)
Permits displayed in time-limited stalls (% of occupied stalls); excludes ADA placards.			151 (14.0%)			133 (13.3%)
Occurrence of license plates observed moving from one space to another (% of non-permit unique vehicles)		210 (5%)			184 (4.6%)	

*Weekday (Wednesday, 7/20/2016)*

- The average time stay for all users is 2 hour/4 minutes. Those without permits are parking for 1 hour/52 minutes. Permit users are parking for an average of 5 hours/2 minutes.
- For the most part, 2 hour stalls are accommodating actual time stay demand for visitors.
- Over the course of the 10 hour survey day, a total of 4,667 vehicles parked on-street. *This is an increase of 511 vehicles over data collected during the spring peak day (or 12.3%).*
- On the survey day, 4,375 vehicles (93.4%) can be associated with visitor trips; 303 (6.6%) are associated with vehicles displaying permits.
- The turnover rate for all users is 4.84, which is below the minimum industry standard of 5.0. The rate increases to 5.36 when permit holders (1.99) are factored out of the equation.

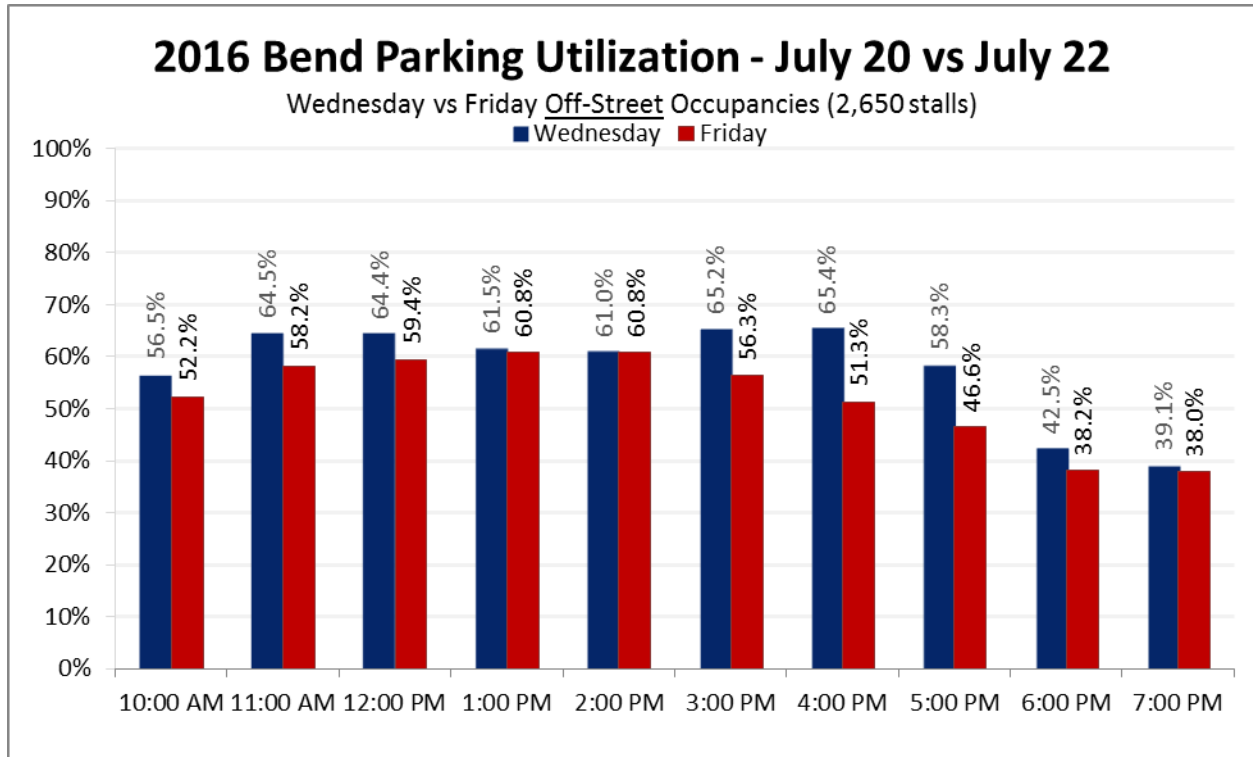
- 76 vehicles were parked in time limited stalls (e.g., 2 hour) for 5 or more hours. These vehicles did not display permits.
- Only 2 vehicles displaying ADA placards or plates parked in the general parking supply. This indicates that ADA needs are being met in available signed ADA “Accessible” stalls.
- 151 vehicles with permits were parked in 2 Hour (unless otherwise specified stalls) at the peak hour, this represented about 14% of all vehicles parked at that hour.
- 210 vehicles were observed moving from one stall to another (i.e., at least one move). This represents 5% of all vehicles using the on-street supply on the survey day.

*Weekday (Friday, 7/22/2016)*

- The average time stay for all users is 2 hours. Those without permits are parking for 1 hour/50 minutes. Permit users are parking for an average of 4 hours/25 minutes.
- For the most part, 2 hour stalls are accommodating actual time stay demand for visitors.
- Over the course of the 10 hour survey day, a total of 4,318 vehicles parked on-street. *This is an increase of 162 vehicles over data collected during the spring peak day (or 3.9%).*
- On the survey day, 4,032 vehicles (93.3%) can be associated with visitor trips; 286 (6.7%) are associated with vehicles displaying permits.
- The turnover rate for all users is 4.98. The rate increases to 5.45 when permit holders (2.27) are factored out of the equation.
- 40 vehicles were parked in time limited stalls (e.g., 2 hour) for 5 or more hours. These vehicles did not display permits.
- No vehicles displaying ADA placards or plates parked in the general parking supply on the survey day. This indicates that ADA needs are being met in available signed ADA “Accessible” stalls.
- 133 vehicles with permits were parked in 2 Hour (unless otherwise specified stalls), this represented less than 13.3% of all vehicles parked at that hour.
- 184 vehicles were observed moving from one stall to another (i.e., at least one move). This represents approximately 4.6% of all vehicles using the on-street supply on the survey day.

IV. OFF-STREET OCCUPANCIES

Figure C  
Hourly Occupancies (Comparative)



*Weekday (Wednesday, 7/20/16)*

- The peak hour for off-street parking (Wednesday) is between 4PM and 5PM. At this hour, 65.4% of off-street stalls are occupied.
- Occupancies decline between noon and 2PM, increasing between 3PM and 5PM, and then dropping steadily through the 7PM survey hour.
- At the peak hour, there are 917 empty stalls within surveyed off-street lots. If this data is extrapolated to the entire off-street supply, it is estimated that there are 1,383 stalls empty off-street at the peak hour (see summarized findings in **Table 4**, page 13).

*Weekday (Friday, 7/22/16)*

- The peak hour for off-street parking (Friday) is between 1PM and 3PM. During these hours, 60.8% of off-street stalls are occupied.
- Occupancies decrease in each hour from 3PM (56.3%) to 7PM (38%).
- At the peak hour, there are 1,038 empty stalls within surveyed off-street lots. If this data is extrapolated to the entire off-street supply, it is estimated that there are 1,567 stalls empty off-street at the peak hour (see summarized findings in **Table 4**, page 13).



**Table 4**  
**Summary of 46 Off-street Sites Surveyed (Comparative)**

Lot Number	Facility Identification	Survey Date	# of Stalls	Peak Occupancy/ Hour	Empty Stalls
2	Deschutes County	Wednesday	27	85.2% 2:30 – 3:30 PM	4
		Friday		74.1% 4:30 – 5:30 PM	7
10	Silvermoon Brewing	Wednesday	53	32.1% 6:30 – 7:30 PM	36
		Friday		54.7% 6:30 – 7:30 PM	24
17	Deschutes Co. Annex Bldg	Wednesday	80	82.5% 11:30 AM – 12:30 PM	14
		Friday		77.5% 10:30 – 11:30 AM	18
18	Co Services Bldg	Wednesday	33	78.8% 9:30 – 10:30 AM	7
		Friday		30.3% 9:30 – 10:30 AM	23
21	Deschutes Co. Courthouse - 2 HR customer parking	Wednesday	11	81.8% 10:30 – 11:30 AM 1:30 – 2:30 PM	2
		Friday		72.7% 10:30 – 11:30 AM	3
22	Bank of Cascades	Wednesday	46	65.2% 10:30 – 11:30 AM	16
		Friday		54.4% 10:30 – 11:30 AM	21
23	70 Newport Chinese & Sushi bar/journey	Wednesday	30	96.7% 5:30 – 6:30 PM	1
		Friday		93.3% 5:30 – 6:30 PM	2
24	Permit Parking Only	Wednesday	104	41.4% 6:30 – 7:30 PM	61
		Friday		27.9% 5:30 – 6:30 PM	75
30	North Lot	Wednesday	79	100% 11:30 AM – 12:30 PM	0
		Friday		97.5% 12:30 – 1:30 PM 6:30 – 7:30 PM	2
31	South Lot	Wednesday	97	100% 4:30 – 5:30 PM	0
		Friday		97.9% 12:30 – 1:30 PM	2

32	Bank of America	Wednesday	17	58.8% 4:30 – 5:30 PM	7
		Friday		52.9% 12:30 – 1:30 PM 4:30 – 6:30 PM	8
34	Public 2hr parking	Wednesday	33	93.9% 5:30 – 7:30 PM	2
		Friday		97.0% 6:30 – 7:30 PM	1
36	US Bank	Wednesday	21	52.4% 12:30 – 1:30 PM	10
		Friday		66.7% 6:30 – 7:30 PM	7
38	Permit Parking Only	Wednesday	24	95.8% 10:30 – 11:30 AM 3:30 – 4:30 PM	1
		Friday		75.0% 10:30 – 11:30 AM	6
39	Alpine Mortgage/Deschutes Land Trust	Wednesday	14	78.6% 10:30 – 11:30 AM	3
		Friday		78.6% 9:30 – 10:30 AM	3
44	Gateway Plaza - Permit Only	Wednesday	57	52.6% 9:30 – 11:30 AM 3:30 – 4:30 PM	27
		Friday		61.4% 11:30 AM – 12:30 PM	22
45	First American Title	Wednesday	28	114.3% 3:30 – 4:30 PM	-4
		Friday		103.6% 11:30 AM – 12:30 PM	-1
67	Building 18	Wednesday	8	100% 9:30 – 11:30 AM	0
		Friday		75.0% 9:30 AM – 3:30 PM	2
68	Foundry Church	Wednesday	17	52.9% 11:30 AM – 1:30 PM	8
		Friday		47.1% 1:30 – 2:30 PM	9
69	Public Parking Garage	Wednesday	547	68.2% 3:30 – 4:30 PM	174
		Friday		71.5% 1:30 – 2:30 PM	156
71	Wells Fargo	Wednesday	24	91.7% 3:30 – 4:30 PM	2
		Friday		83.3% 1:30 – 2:30 PM	4

72	Bank of Cascades	Wednesday	14	64.3% 9:30 AM – 1:30 PM	5
		Friday		78.6% 1:30 – 2:30 PM	3
76	Chase Bank	Wednesday	35	51.4% 4:30 – 5:30 PM	17
		Friday		71.4% 5:30 – 6:30 PM	10
80	Amerititle	Wednesday	41	73.2% 2:30 – 3:30 PM	11
		Friday		41.5% 1:30 – 2:30 PM	24
81	Alexander Drake	Wednesday	95	88.4% 10:30 – 11:30 AM	11
		Friday		76.8% 10:30 – 11:30 AM	22
82	DoubleTree	Wednesday	79	88.6% 5:30 – 6:30 PM	9
		Friday		92.4% 9:30 – 10:30 AM	6
85	Jameson Building	Wednesday	40	57.5% 10:30 – 11:30 AM	17
		Friday		47.5% 12:30 – 1:30 PM	21
89	Hawthorne Square Parking	Wednesday	62	61.3% 10:30 – 11:30 AM	24
		Friday		37.1% 10:30 AM – 12:30 PM	39
95	SEND Transportation/Salon Art of Beauty	Wednesday	19	94.7% 9:30 – 10:30 AM 3:30 – 4:30 PM	1
		Friday		73.7% 9:30 – 11:30 AM	5
104	Old St. Francis McMenamins Guests Only	Wednesday	25	92.0% 6:30 – 7:30 PM	2
		Friday		96.0% 6:30 – 7:30 PM	1
112	City Hall	Wednesday	20	60.0% 5:30 – 6:30 PM	8
		Friday		25.0% 2:30 – 4:30 PM	15
115	Customer 2hr Free Parking	Wednesday	13	84.6% 2:30 – 6:30 PM	2
		Friday		69.2% 6:30 – 7:30 PM	4

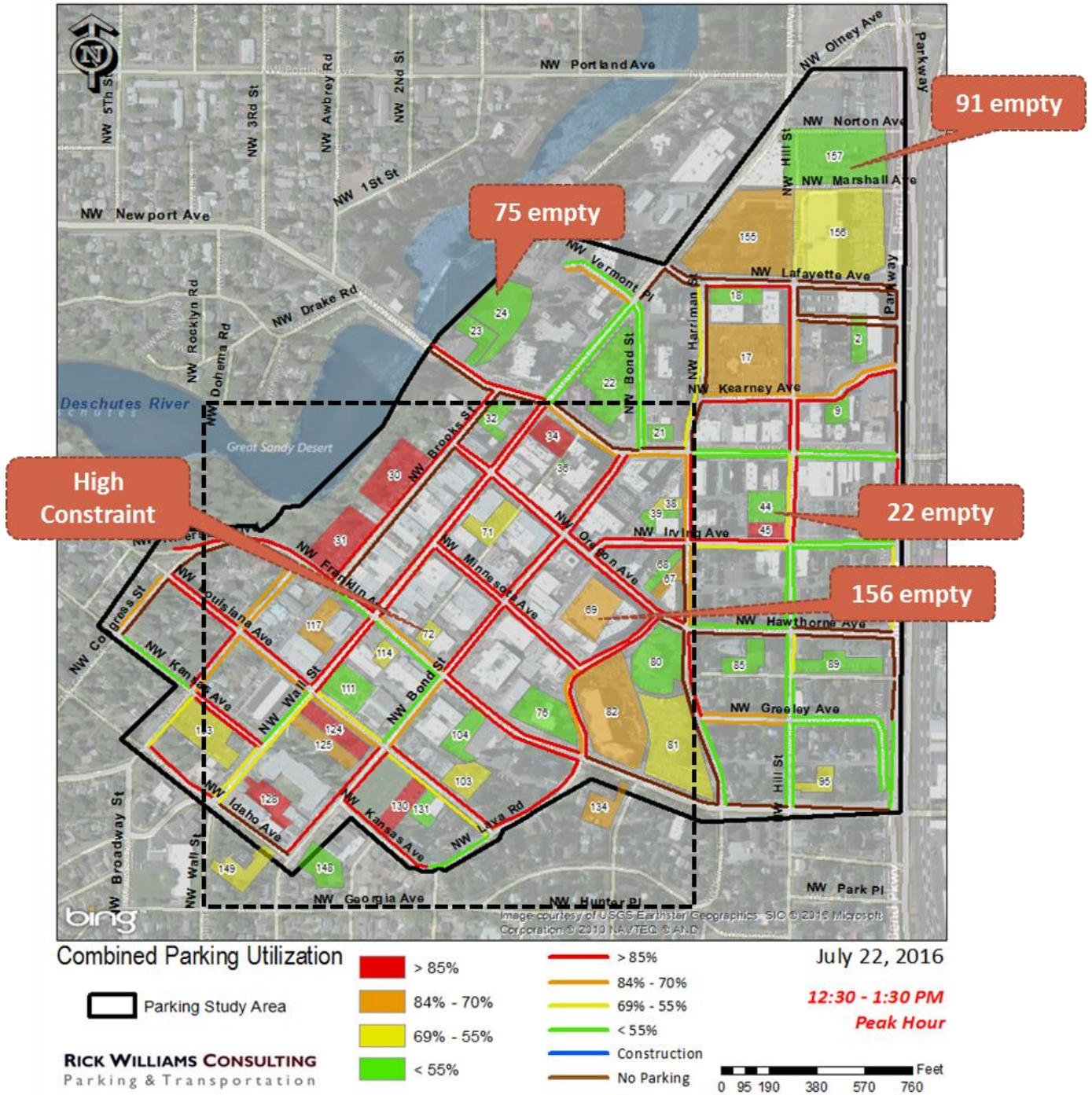
118	City Employee Vehicles Only	Wednesday	39	97.4% 5:30 – 6:30 PM	1
		Friday		92.3% 1:30 – 3:30 PM	3
125	2 hr parking/ Permit Parking	Wednesday	68	98.5% 10:30 AM – 12:30 PM 1:30 – 3:30 PM	1
		Friday		88.2% 11:30 AM – 12:30 PM	8
126	School District Permit Parking Only	Wednesday	45	97.8% 1:30 – 2:30 PM	1
		Friday		84.4% 10:30 – 11:30 AM	7
129	Boys and Girls Clubs of Bend	Wednesday	33	100% 9:30 – 10:30 AM 11:30 AM – 12:30 PM 1:30 – 3:30 PM	0
		Friday		93.9% 10:30 AM – 12:30 PM	2
131	2 hr parking/ Permit Parking	Wednesday	41	95.1% 10:30 – 11:30 AM 1:30 – 3:30 PM	2
		Friday		97.6% 9:30 AM – 1:30 PM	1
132	Hawthorn Healing Arts Center	Wednesday	17	41.2% 10:30 – 11:30 AM	10
		Friday		17.7% 9:30 AM – 12:30 PM 1:30 – 2:30 PM	14
135	Church Parking	Wednesday	31	90.3% 12:30 – 1:30 PM	3
		Friday		71.0% 12:30 – 1:30 PM	9
149	First United Methodist Church	Wednesday	35	82.7% 10:30 – 11:30 AM	6
		Friday		20.0% 12:30 – 1:30 PM	28
150	Deschutes Historical Museum	Wednesday	41	82.9% 1:30 – 2:30 PM	7
		Friday		65.9% 1:30 – 2:30 PM	14
154	Deschutes Library Parking Only	Wednesday	64	100% 1:30 – 3:30 PM	0
		Friday		75.0% 1:30 – 2:30 PM	15

155	Worrell Wayside Park	Wednesday	82	91.5% 2:30 – 3:30 PM	7
		Friday		79.3% 9:30 – 10:30 AM	17
156	Deschutes Services Building	Wednesday	120	94.2% 10:30 – 11:30 AM	7
		Friday		95.0% 10:30 – 11:30 AM	6
157	Wall Street Services Building	Wednesday	209	77.0% 9:30 – 10:30 AM	48
		Friday		56.5% 11:30 AM – 12:30 PM	91
<b>Off-Street Supply Studied (46 sites)</b>		<b>Wednesday</b>	<b>2,650</b>	<b>65.4%</b> <b>3:30 – 4:30 PM</b>	<b>917</b>
		<b>Friday</b>		<b>60.8%</b> <b>12:30 – 2:30 PM</b>	<b>1,038</b>
<b>Total Off-Street Supply</b>		<b>Wednesday</b>	<b>3,998</b>	<b>65.4%</b> <b>3:30 – 4:30 PM</b>	<b>1,383</b>
		<b>Friday</b>		<b>60.8%</b> <b>12:30 – 2:30 PM</b>	<b>1,567</b>



FIGURE E  
Friday (7/22/2016) Peak Hour

City of Bend - Downtown Bend



VI. COMPLETE OFF-STREET INVENTORY

Table 5  
Summary of 158 Off-street Sites (surveyed sites in red)

Lot Number	Facility Identification	# of Stalls	% of Total
1	Tax Drop Box	30	< 1%
2	Deschutes County	27	< 1%
3	Law Firm Parking	10	< 1%
4	State Fire Marshal Truck - Gated	26	< 1%
5	Century Link	22	< 1%
6	Francis, Hansen, Martin	18	< 1%
7	Vacant Lot	8	< 1%
8	Vacant Lot	10	< 1%
9	Naus	20	< 1%
10	Silvermoon Brewing	53	1.3%
11	Oxiliary	11	< 1%
12	Carl W Hopp/academic De Ballot Classique	14	< 1%
13	Bend Theatre for young people	4	< 1%
14	Bendtel Inc	22	< 1%
15	Olde Towne Pizza	9	< 1%
16	MJ Tavern/Nelson Laundry	10	< 1%
17	Deschutes Co. Annex Building	80	2.0%
18	Co Services Bldg	33	< 1%
19	True Gospel United Pentecostal Church	6	< 1%
20	Public Safety Bldg	34	< 1%



21	Deschutes Co. Courthouse - 2 hr. customer parking	11	< 1%
22	Bank of Cascades	46	1.2%
23	70 Newport Chinese & Sushi bar/journey	30	< 1%
24	Permit Parking Only	104	2.6%
25	Columbia Bank/RBC Wealth Mgmt. Upper Structure	33	< 1%
26	1133 NW Wall Lower Structure	28	< 1%
27	1183 NW Wall (behind/below)	33	< 1%
28	1197/1199 Oregrown	8	< 1%
29	325 Building	3	< 1%
30	North Lot	79	2.0%
31	South Lot	97	2.4%
32	Bank of America	17	< 1%
33	Permit Parking Only	18	< 1%
34	Public 2hr parking	33	< 1%
35	Private Permit Only	10	< 1%
36	US Bank	21	< 1%
37	Crabtree and Ramsdorf Employees	11	< 1%
38	Permit Parking Only	24	< 1%
39	Alpine Mortgage/Deschutes Land Trust	14	< 1%
40	Bank of Cascades	11	< 1%
41	Peterkin Associates	3	< 1%
42	Cole Brett	7	< 1%
43	Unmarked Lot	45	1.1%

44	Gateway Plaza - Permit Only	57	1.4%
45	First American Title	28	< 1%
46	Irving Professional Building	10	< 1%
47	Only for Old Cigar	8	< 1%
48	Unmarked	3	< 1%
49	Unmarked	3	< 1%
50	I Mortgage	26	< 1%
51	Unmarked	3	< 1%
52	Pfeifer and Associates	5	< 1%
53	Mom's Tattoos	5	< 1%
54	Resort Resources	7	< 1%
55	Lucas Hovie Parking	10	< 1%
56	Cascade Network	9	< 1%
57	Law Office	5	< 1%
58	Zivney Parking	4	< 1%
59	Bend Counseling And Bio Feed	6	< 1%
60	Gravel Lot	24	< 1%
61	Cascade Transitions Crest Staff and Client	64	1.6%
62	Lerr, Oliver & Company	4	< 1%
63	Thomas E Wold D.M.O	10	< 1%
64	Niswonger, Reynolds Chapel	15	< 1%
65	Medical Cannabis	7	< 1%
66	A Muse Studio	7	< 1%

67	Building 18	8	< 1%
68	Foundry Church	17	< 1%
69	Public Parking Garage	547	13.7%
70	On Point Credit Union	19	< 1%
71	Wells Fargo	24	< 1%
72	Bank of Cascades	14	< 1%
73	Fresh Bread	12	< 1%
74	Reserved	13	< 1%
75	Reserved for Tenant Parking	16	< 1%
76	Chase Bank	35	< 1%
77	Permit Parking Only	7	< 1%
78	Connecting Point Computer	20	< 1%
79	Private Parking Under Ground		
80	Amerititle	41	1.0%
81	Alexander Drake	95	2.4%
82	DoubleTree	79	2.0%
83	Accounting Group	9	< 1%
84	Residential	5	< 1%
85	Jameson Building	40	1.0%
86	Residential	10	< 1%
87	Retail/Commercial	18	< 1%
88	Law Office	6	< 1%
89	Hawthorne Square Parking	62	1.6%
90	Residential	12	< 1%

91	Mixed Use/Retail	9	< 1%
92	Unknown	9	< 1%
93	Unknown	2	< 1%
94	Law Office	7	< 1%
95	SEND Transportation/Salon Art of Beauty	19	< 1%
96	Residential	8	< 1%
97	Saving Grace Counseling	5	< 1%
98	The Steele Law Firm	2	< 1%
99	Three Rivers	7	< 1%
100	Shelton Kelley Realtor	15	< 1%
101	American Family Insurance	4	< 1%
102	Putient Healthcare	6	< 1%
103	Christmas Preserce Retail	7	< 1%
104	Old St. Francis Mcmenamims Guests Only	25	< 1%
105	Reserved Stalls	32	< 1%
106	Pangea International Cuisine, Thump Coffee, Fire in Bend	14	< 1%
107	Reserved for Brooks Resources Corporation	15	< 1%
108	Reserved for McMenamims	12	< 1%
109	Salud Parking	2	< 1%
110	Reserved for Remax	3	< 1%
111	Tenant/The Broker Network	9	< 1%
112	City Hall	20	< 1%
113	Authorized Vehicles Only	22	< 1%

114	The Oregon Store	10	< 1%
115	Customer 2hr Free Parking	13	< 1%
116	City Employee Parking Only	28	< 1%
117	Tenant Parking Only	23	< 1%
118	City Employee Vehicles Only	39	1.0%
119	Park Building Office Suites	5	< 1%
120	Law Offices Brothers, Hawn and Coughlin	7	< 1%
121	Sundowner Capital Management + LLC	3	< 1%
122	Lara House Bed and Breakfast	6	< 1%
123	Deschutes Library Parking Only Alley	15	< 1%
124	Law Office Alley-Lis Fancherr Attn.	4	< 1%
125	2 hr. parking/ Permit Parking	68	1.7%
126	School District Permit Parking Only	45	1.1%
127	Education Center Bend/La Pine school district	12	< 1%
128	Bend Community Radio Entrance	8	< 1%
129	Boys and Girls Clubs of Bend	33	< 1%
130	No Name	4	< 1%
131	2 hr. parking/ Permit Parking	41	1.0%
132	Hawthorn Healing Arts Center	17	< 1%
133	Residential	16	< 1%
134	Residential Rental	6	< 1%
135	Church Parking	31	< 1%
136	Mixed Use/Commercial	10	< 1%

137	Commercial	12	< 1%
138	Kate's Place	15	< 1%
139	Law Office	8	< 1%
140	Small World Collection	3	< 1%
141	Chop Hair	2	< 1%
142	Tuner Automotive	8	< 1%
143	Old Stone Church Parking	21	< 1%
144	ReVive	6	< 1%
145	Cascade Summit Insurance	5	< 1%
146	Retail/Commercial	3	< 1%
147	Engineering	9	< 1%
148	Griffen Heating and Cooling	13	< 1%
149	First United Methodist Church	35	< 1%
150	Deschutes Historical Museum	41	1.0%
151	School St Helens/ Broadway - Amity Creek Magnet School	10	< 1%
152	Trinity Episcopal Church	1	< 1%
153	Trinity Episcopal Church	12	< 1%
154	Deschutes Library Parking Only	64	1.6%
155	Worrell Wayside Park	82	2.1%
156	Deschutes Services Building	120	3.0%
157	Wall Street Services Building	209	5.2%
158	Wall Street Services Fleet Parking Only	59	1.5%
	Total Off-Street Supply (158 sites)	3,998	100%
	Off-Street Supply Studied (46 sites)	2,650	66.3%

Draft