



CITY OF BEND

**MONTHLY REVENUE REPORT
CITY OF BEND**

Fiscal Year 2022-2023
Month Ended September 30, 2022

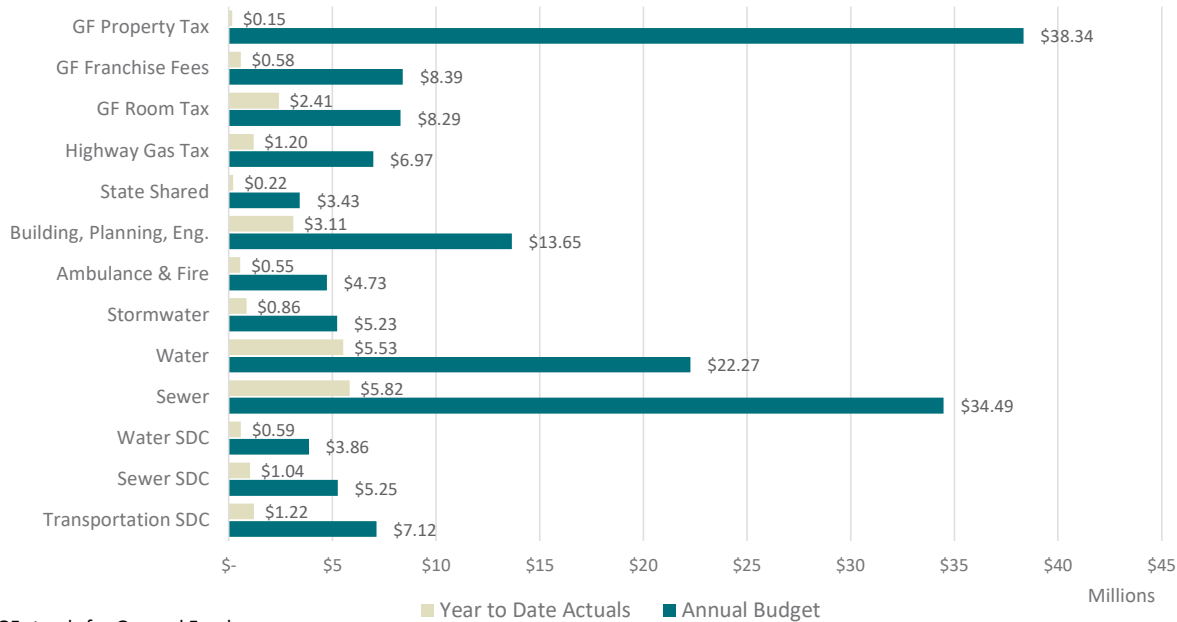
The Monthly Revenue Report is a summary of the City's major revenue sources in terms of actual to budget variances as well as projected trends and total estimated fiscal year-end revenue.

For more details regarding the City's financials please reference the City Council Monthly Financial Overview Reports.

September 2022 Revenue Report

Year to Date Actuals through the Current Fiscal Period for Major Revenue Categories for Fiscal Year 2022-23

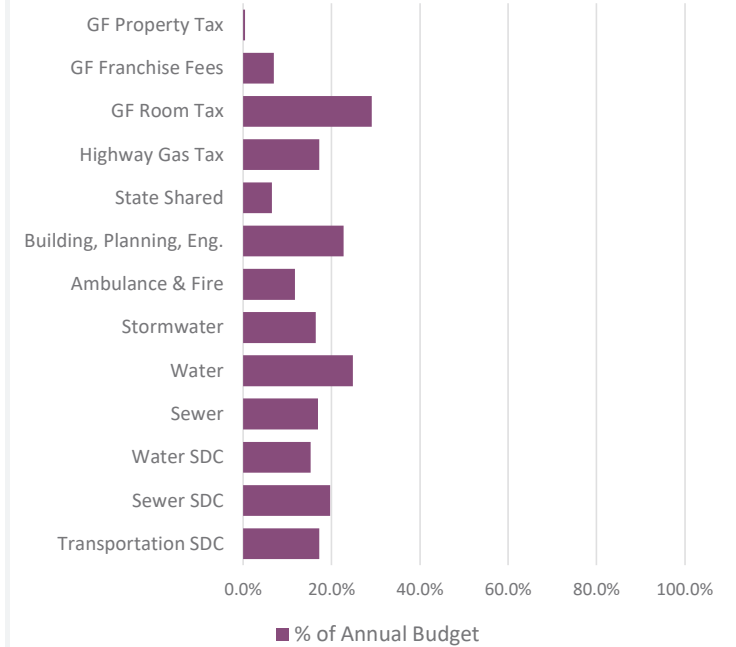
Year to Date Actuals Compared to Annual Budgeted Revenue (in Millions)



*GF stands for General Fund

*SDC stands for System Development Charges

% of Annual Budget



Year to Date Actuals Analysis:

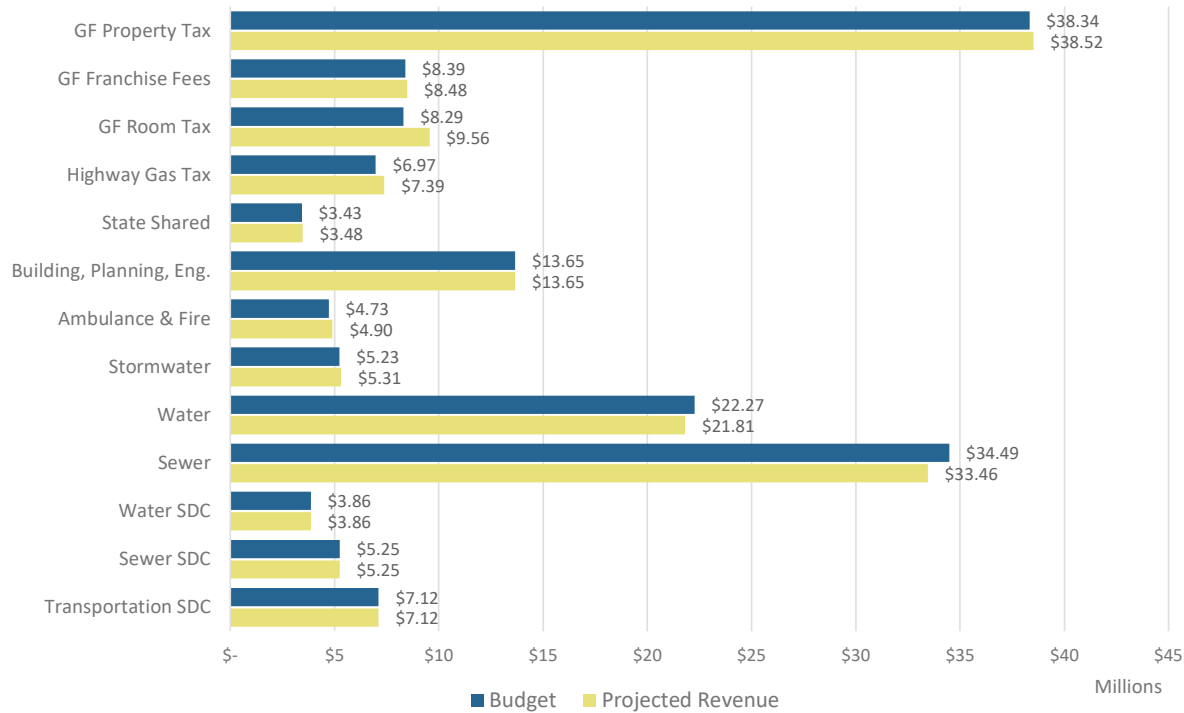
- Receipt of property taxes typically begins in November.

- Generally, revenues received within 60 days of year-end (in July and August) are recorded in the prior fiscal year and will not be recorded in this fiscal year in accordance with Generally Accepted Accounting Principles (GAAP).

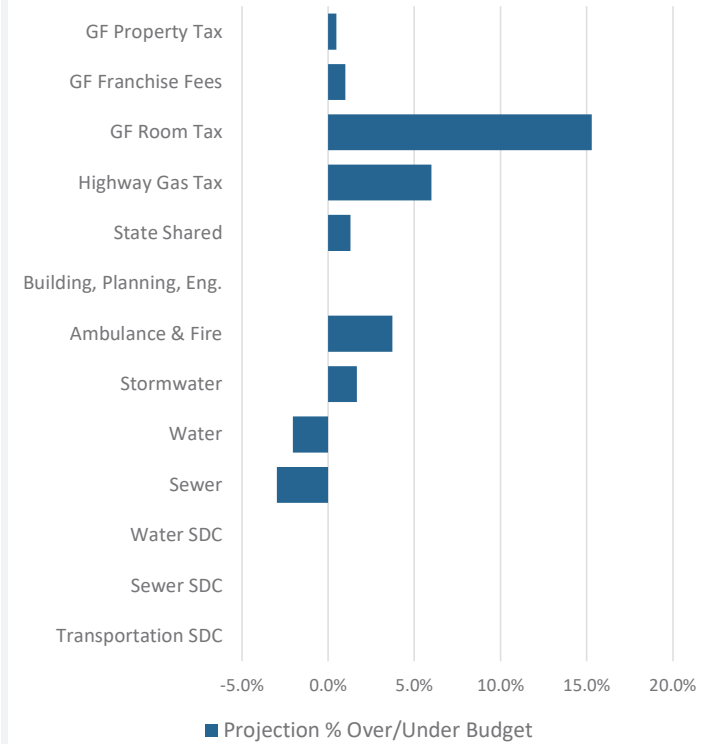
September 2022 Revenue Report

Projected Revenue for Major Revenue Categories for Fiscal Year 2022-23

Annual Budget and Projected Annual Revenue by Revenue Type (in Millions)



Projection % Over/Under Budget



Fiscal Year 2022-2023 Projected Revenue Explanations over or under 5%:

-GF Room Tax revenue projections are up ~15% compared to budget due to higher than anticipated activity.

-Hwy Gas Tax revenue projections are up ~6% compared to budget due to increased activity.

Note: Building, Planning, and Engineering and SDC actual revenues are trending lower than anticipated for the first quarter. Annual projections are currently at the budgeted amount, but will continue to be evaluated as the year progresses and updated in subsequent monthly reports as needed.