

PGP® ULTRA & I-20 PRB

Radius: **17' to 46'**
Flow: **0.36 to 9.8 GPM**

The PGP Ultra and I-20 PRB are built to thrive in applications where high water pressure could otherwise lead to inefficient nozzle operation.

KEY BENEFITS

- Pressure-regulated body (45 PSI) reduces high incoming pressure to increase nozzle efficiency (requires dynamic pressure differential: 15 PSI)
- Patented automatic arc return feature returns the turret back to the original arc pattern if vandalized; adjustable arc from 50° to 360°
- Non-strippable drive mechanism is protected from damage if turned in the opposite direction of travel
- Part- and full-circle in one model for flexibility across landscapes and reduced inventory
- Headed and slotted setscrew allows radius adjustment with a Hunter Wrench or flat-blade screwdriver
- FloStop® closes the flow of water from individual sprinklers, to change the nozzle or perform repairs (I-20 only)
- Flat-top nozzles allow fast, easy insertion
- QuickCheck™ Arc Mechanism for fast arc adjustment
- Available stainless steel riser for extra durability
- Drain Check Valve prevents low-head drainage (up to 10' of elevation)

OPERATING SPECIFICATIONS

- Nozzle choices: 30
- Radius: 17' to 46'
- Flow: 0.36 to 9.8 GPM
- Nozzle discharge pressure: 45 PSI
- Operating pressure range: 60 to 100 PSI
- Precipitation rate: 0.4 in/hr approximately
- Nozzle trajectory: standard = 25°, low-angle = 13°
- Nozzle racks: 1.5 to 8.0 blue, 2.0 to 4.5 low-angle gray, 0.50 to 3.0 black, MPR-25, MPR-30, MPR-35
- Warranty period: 5 years

FACTORY-INSTALLED OPTIONS

- Reclaimed water ID
- Blue #1.5-4.0 Nozzels

USER-INSTALLED OPTIONS

- HSJ-0 prefabricated ¾" PVC Swing Joint



PGP-00-PRB

Overall height: 8½"
Exposed diameter: 1¼"
Inlet size: ¾"

PGP-04-PRB

Overall height: 8¾"
Pop-up height: 4"
Exposed diameter: 1¾"
Inlet size: ¾"



I-20-00-PRB

Overall height: 8½"
Exposed diameter: 1¼"
Inlet size: ¾"

I-20-04-PRB

Overall height: 8¾"
Pop-up height: 4"
Exposed diameter: 1¾"
Inlet size: ¾"



I-20-06-PRB

Overall height: 10½"
Pop-up height: 6"
Exposed diameter: 1¾"
Inlet size: ¾"

PGP-ULTRA & I-20 PRB – SPECIFICATION BUILDER: ORDER 1 + 2 + 3 + 4

1 Model	2 Standard Features	3 Feature Options	4 Nozzle Options
PGP-00-PRB = Riser mount PGP-04-PRB = 4" pop-up	Adjustable arc, plastic riser, pressure-regulated body, 8 standard nozzles, and 4 low-angle nozzles	(blank) = No option CV = Drain Check Valve (PGP-04 only) CV-R = Drain Check Valve and reclaimed water ID	Blue 1.5-8.0 = Gray low-angle Black short-radius MPR-25, 30, 35 - Q, T, H, F
I-20-00-PRB = Shrub I-20-04-PRB = 4" pop-up I-20-06-PRB = 6" pop-up	Adjustable arc, plastic riser, pressure-regulated body, 8 standard nozzles, and 4 low-angle nozzles	(blank) = No option R = Drain Check Valve and reclaimed water ID	Blue 1.5-8.0 = Gray low-angle Black short-radius MPR-25, 30, 35 - Q, T, H, F
I-20-04-SS-PRB = 4" pop-up I-20-06-SS-PRB = 6" pop-up	Adjustable arc, stainless steel riser, pressure-regulated body, 8 standard nozzles, and 4 low-angle nozzles	(blank) = No option R = Drain Check Valve and reclaimed water ID	Blue 1.5-8.0 = Gray low-angle Black short-radius MPR-25, 30, 35 - Q, T, H, F

Examples:

- PGP-04-PRB = 4" pop-up, adjustable arc, plastic riser with no factory installed-nozzle
- I-20-04-PRB-3.0-2.5 = 4" pop-up, adjustable arc, plastic riser with 3.0 nozzle
- I-20-06-SS-PRB-R-MPR-25H = 6" pop-up, adjustable arc, stainless steel riser with MPR-25H

PGP ULTRA / I-20 / PRB BLUE STANDARD NOZZLE PERFORMANCE DATA

Nozzle	Pressure PSI	Radius ft.	Flow GPM	Precip in/hr	
				■	▲
1.5 ● Blue	25	29	1.2	0.27	0.32
	35	31	1.4	0.28	0.32
	45	31	1.5	0.30	0.35
	55	32	1.8	0.34	0.39
	65	32	1.9	0.36	0.41
2.0 ● Blue	25	33	1.4	0.25	0.29
	35	33	1.7	0.30	0.35
	45	34	2.0	0.33	0.38
	55	34	2.1	0.35	0.40
	65	32	2.3	0.43	0.50
2.5 ● Blue	25	33	1.7	0.30	0.35
	35	35	2.1	0.33	0.38
	45	35	2.5	0.39	0.45
	55	35	2.6	0.41	0.47
	65	35	2.9	0.46	0.53
3.0 ● Blue	25	35	2.2	0.35	0.40
	35	36	2.7	0.40	0.46
	45	38	3.0	0.40	0.46
	55	39	3.4	0.43	0.50
	65	39	3.7	0.47	0.54
4.0 ● Blue	25	37	3.0	0.42	0.49
	35	39	3.5	0.44	0.51
	45	40	4.0	0.48	0.56
	55	41	4.5	0.52	0.60
	65	41	4.8	0.55	0.63
5.0 ● Blue	25	37	3.7	0.52	0.60
	35	39	4.5	0.57	0.66
	45	42	5.0	0.55	0.63
	55	42	5.7	0.62	0.72
	65	42	6.2	0.68	0.78
6.0 ● Blue	25	38	4.3	0.57	0.66
	35	40	5.6	0.67	0.78
	45	43	6.0	0.62	0.72
	55	44	6.7	0.67	0.77
	65	44	7.3	0.73	0.84
8.0 ● Blue	25	37	6.0	0.84	0.97
	35	41	7.0	0.80	0.93
	45	44	8.0	0.80	0.92
	55	46	9.0	0.82	0.95
	65	46	9.8	0.89	1.03

PGP ULTRA / I-20 / PRB GRAY LOW-ANGLE NOZZLE PERFORMANCE DATA

Nozzle	Pressure PSI	Radius ft.	Flow GPM	Precip in/hr	
				■	▲
2.0 ● LA	30	25	1.6	0.49	0.57
	40	27	1.9	0.50	0.58
	50	28	2.1	0.52	0.60
	Gray	60	30	2.3	0.49
2.5 ● LA	30	27	2.1	0.55	0.64
	40	30	2.5	0.53	0.62
	50	33	2.8	0.49	0.57
	Gray	60	35	3.0	0.47
3.5 ● LA	30	29	2.8	0.64	0.74
	40	32	3.1	0.58	0.67
	50	35	3.5	0.55	0.64
	Gray	60	37	3.8	0.53
4.5 ● LA	30	29	3.4	0.78	0.90
	40	32	3.9	0.73	0.85
	50	35	4.4	0.69	0.80
	Gray	60	37	4.7	0.66

Bold = Recommended pressure

Note:

All precipitation rates calculated for 180° operation.
For the precipitation rate for a 360° sprinkler, divide by 2.

Convenient Nozzle Rack



PGP ULTRA / I-20 / PRB NOZZLES



Blue Standard / Gray Low-Angle (P/N 782900)

Flat-top nozzle for easy insertion coupled with a headed slotted adjustment screw for quick radius adjustment with a Hunter Wrench or a flat-blade screwdriver.



Flat-front nozzle allows easy alignment during installation.

I-20-04 with PRB Body



Pressure Regulation

Continual operating pressure of 45 PSI



PR-075

Overall height: 2¼"
Inlet/outlet size: ¾"
For use under all models ¾" inlet sprinklers, regulates to 45 PSI

PGP ULTRA / I-20 GREEN HIGH-FLOW NOZZLE PERFORMANCE DATA

Nozzle	Pressure PSI	Radius ft.	Flow GPM	Precip in/hr	
				■	▲
10 ● Dk. Green	40	42	8.4	0.92	1.06
	50	43	9.5	0.99	1.14
	60	45	10.5	1.00	1.15
	70	47	11.4	0.99	1.15
13 ● Dk. Green	40	43	10.9	1.13	1.31
	50	44	12.3	1.22	1.41
	60	45	13.6	1.29	1.49
	70	47	14.8	1.29	1.49
6.0 ● LA	30	31	4.2	0.84	0.97
	40	35	5.0	0.79	0.91
	50	37	5.8	0.82	0.94
	60	39	6.3	0.80	0.92
8.0 ● LA	40	37	6.7	0.94	1.09
	50	39	7.7	0.97	1.13
	60	41	8.5	0.97	1.12
	70	41	9.2	1.05	1.22

I-20 with Blue Standard Nozzle



PGP ULTRA / I-20 / PRB BLACK SHORT-RADIUS NOZZLE PERFORMANCE DATA (18'/25')

Nozzle	Pressure PSI	Radius ft.	Flow GPM	Precip in/hr	
				■	▲
.50 ● SR	30	17	0.36	0.24	0.28
	40	17	0.43	0.29	0.33
	50	18	0.50	0.30	0.34
	Black 60	19	0.57	0.30	0.35
1.0 ● SR	30	17	0.78	0.52	0.60
	40	17	0.90	0.60	0.69
	50	18	1.00	0.59	0.69
	Black 60	19	1.10	0.59	0.68
2.0 ● SR	30	17	1.40	0.93	1.08
	40	17	1.70	1.13	1.31
	50	18	2.00	1.19	1.37
	Black 60	19	2.20	1.17	1.35
.75 ● SR	30	23	0.58	0.21	0.24
	40	24	0.68	0.23	0.26
	50	25	0.75	0.23	0.27
	Black 60	26	0.83	0.24	0.27
1.5 ● SR	30	23	1.10	0.40	0.46
	40	24	1.30	0.43	0.50
	50	25	1.50	0.46	0.53
	Black 60	26	1.60	0.46	0.53
3.0 ● SR	30	23	2.50	0.91	1.05
	40	24	2.70	0.90	1.04
	50	25	3.00	0.92	1.07
	Black 60	26	3.10	0.88	1.02

Bold = Recommended pressure

Note:

All precipitation rates calculated for 180° operation. For the precipitation rate for a 360° sprinkler, divide by 2.

PGP ULTRA / I-20 / PRB NOZZLES







Dk. Green High-Flow (P/N 444800)



Black Short-Radius (P/N 466100)





**PGP® ULTRA / I-20 / PRB MPR-25 NOZZLE
PERFORMANCE DATA**

Nozzle	Pressure PSI	Radius ft.	Flow GPM	Precip in/hr	
				■	▲
90° 	25	23	0.74	0.54	0.62
	35	24	0.88	0.59	0.68
	45	25	1.00	0.62	0.71
	55	25	1.11	0.68	0.79
	65	25	1.21	0.75	0.86
120° 	25	23	1.00	0.55	0.63
	35	24	1.21	0.61	0.70
	45	25	1.38	0.64	0.74
	55	25	1.53	0.71	0.82
	65	25	1.67	0.77	0.89
180° 	25	23	1.44	0.52	0.61
	35	24	1.73	0.58	0.67
	45	25	1.98	0.61	0.70
	55	25	2.21	0.68	0.79
	65	25	2.41	0.74	0.86
360° 	25	23	2.78	0.51	0.58
	35	24	3.34	0.56	0.64
	45	25	3.82	0.59	0.68
	55	25	4.25	0.65	0.76
	65	25	4.63	0.71	0.82

**MPR-25
NOZZLE**







**PGP ULTRA / I-20 / PRB MPR-35 NOZZLE
PERFORMANCE DATA**

Nozzle	Pressure PSI	Radius ft.	Flow GPM	Precip in/hr	
				■	▲
90° 	25	32	1.40	0.53	0.61
	35	34	1.67	0.56	0.64
	45	35	1.92	0.60	0.70
	55	35	2.13	0.67	0.77
	65	35	2.31	0.73	0.84
120° 	25	32	1.77	0.50	0.58
	35	34	2.15	0.54	0.62
	45	35	2.46	0.58	0.67
	55	35	2.74	0.65	0.75
	65	35	2.99	0.70	0.81
180° 	25	32	2.75	0.52	0.60
	35	34	3.33	0.55	0.64
	45	35	3.81	0.60	0.69
	55	35	4.23	0.66	0.77
	65	35	4.62	0.73	0.84
360° 	25	32	5.36	0.50	0.58
	35	34	6.62	0.55	0.64
	45	35	7.58	0.60	0.69
	55	35	8.43	0.66	0.76
	65	35	9.18	0.72	0.83

**MPR-35
NOZZLE**



**PGP ULTRA / I-20 / PRB MPR-30 NOZZLE
PERFORMANCE DATA**

Nozzle	Pressure PSI	Radius ft.	Flow GPM	Precip in/hr	
				■	▲
90° 	25	29	1.03	0.47	0.54
	35	30	1.23	0.53	0.61
	45	30	1.40	0.60	0.69
	55	30	1.56	0.67	0.77
	65	30	1.69	0.72	0.83
120° 	25	29	1.34	0.46	0.53
	35	30	1.62	0.52	0.60
	45	30	1.85	0.59	0.69
	55	30	2.06	0.66	0.76
	65	30	2.24	0.72	0.83
180° 	25	29	2.15	0.49	0.57
	35	30	2.59	0.55	0.64
	45	30	2.96	0.63	0.73
	55	30	3.30	0.71	0.82
	65	30	3.60	0.77	0.89
360° 	25	29	4.24	0.49	0.56
	35	30	5.08	0.54	0.63
	45	30	5.78	0.62	0.71
	55	30	6.39	0.68	0.79
	65	30	6.92	0.74	0.85

**MPR-30
NOZZLE**



PGP-04 Ultra with MPR-30 Nozzle

