



CITY OF BEND

**MONTHLY REVENUE REPORT
CITY OF BEND**

Fiscal Year 2023-2024
Month Ended October 31, 2023

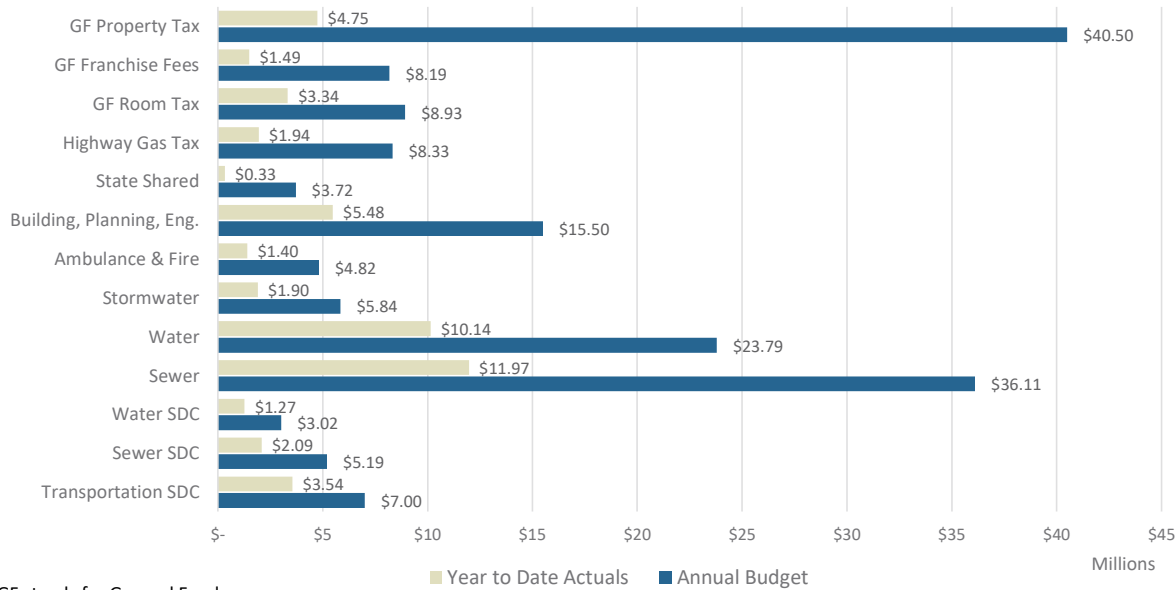
The Monthly Revenue Report is a summary of the City's major revenue sources in terms of actual to budget variances as well as projected trends and total estimated fiscal year-end revenue.

For more details regarding the City's financials please reference the City Council Monthly Financial Overview Reports.

October 2023 Revenue Report

Year to Date Actuals through the Current Fiscal Period for Major Revenue Categories for Fiscal Year 2023-24

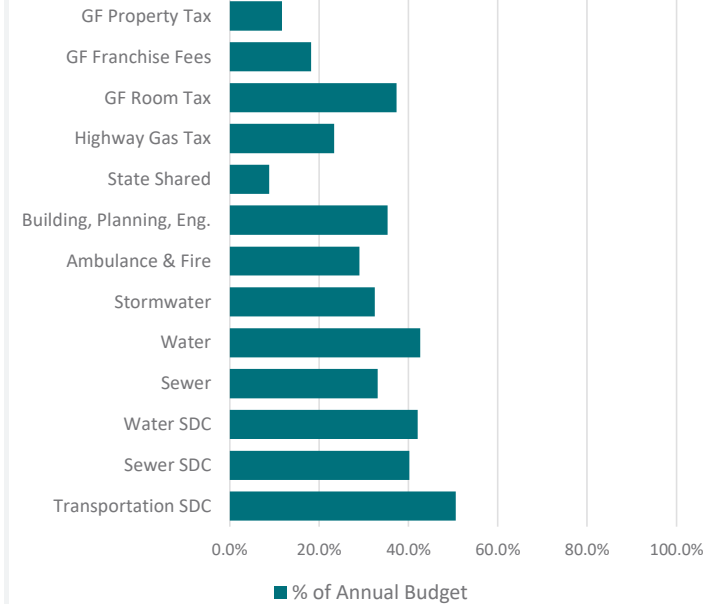
Year to Date Actuals Compared to Annual Budgeted Revenue (in Millions)



*GF stands for General Fund

*SDC stands for System Development Charges

% of Annual Budget



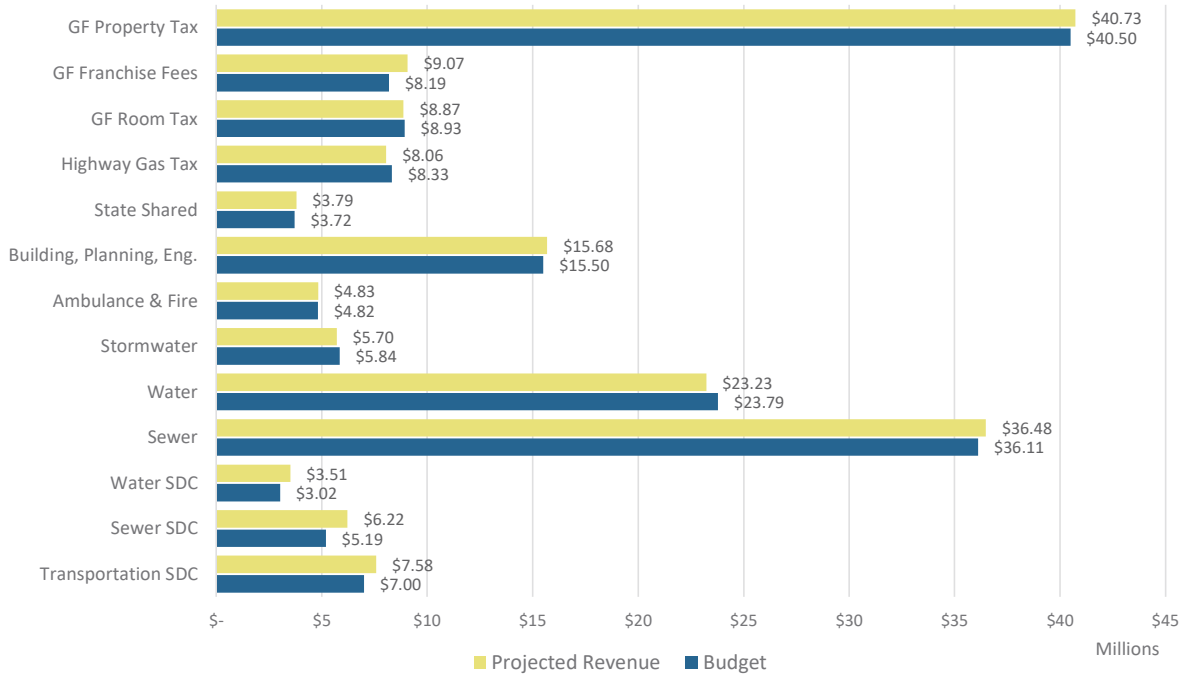
Year to Date Actuals Analysis:

- Generally, revenues received within 60 days of year-end (in July and August 2023) are recorded in the prior fiscal year and are not recorded in this fiscal year in accordance with Generally Accepted Accounting Principles (GAAP) impacting primarily franchise fees, room tax, highway gas tax, ambulance & fire, utilities and state shared revenue categories.
- Receipt of property taxes typically begins in November.

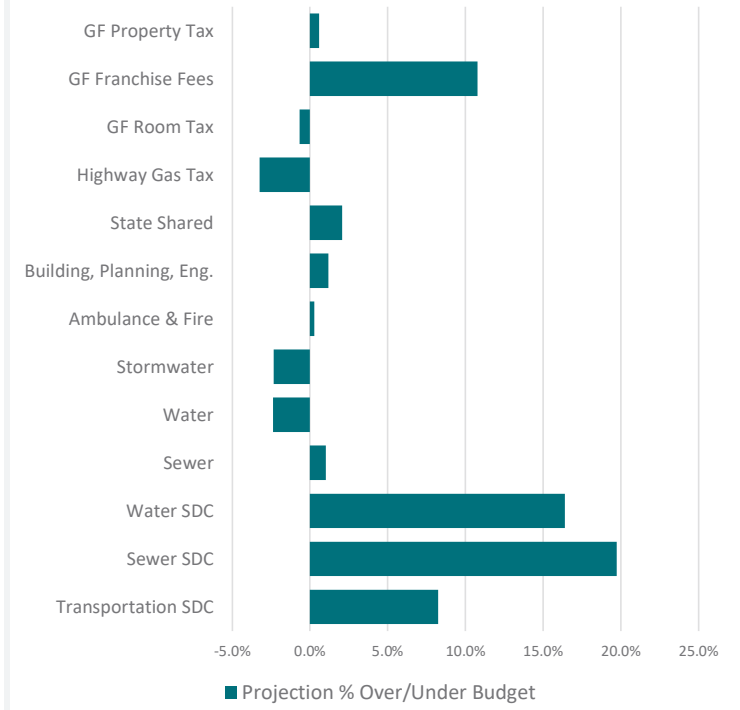
October 2023 Revenue Report

Projected Revenue for Major Revenue Categories for Fiscal Year 2023-24

Annual Budget and Projected Annual Revenue by Revenue Type (in Millions)



Projection % Over/Under Budget



Fiscal Year 2023-2024 Projected Revenue Explanations:

- Franchise Fee revenue projections are 11% above budget due to energy provider collections continuing to increase beyond forecasts at the time of budget development.
- Water, Sewer and Transportation SDC projections are 16%, 20% and 8% higher than budget due to higher than expected collections from large development projects received to date this fiscal year.
- Highway Gas Tax projections are 3% lower than budget based on ODOT's October 2023 forecast.