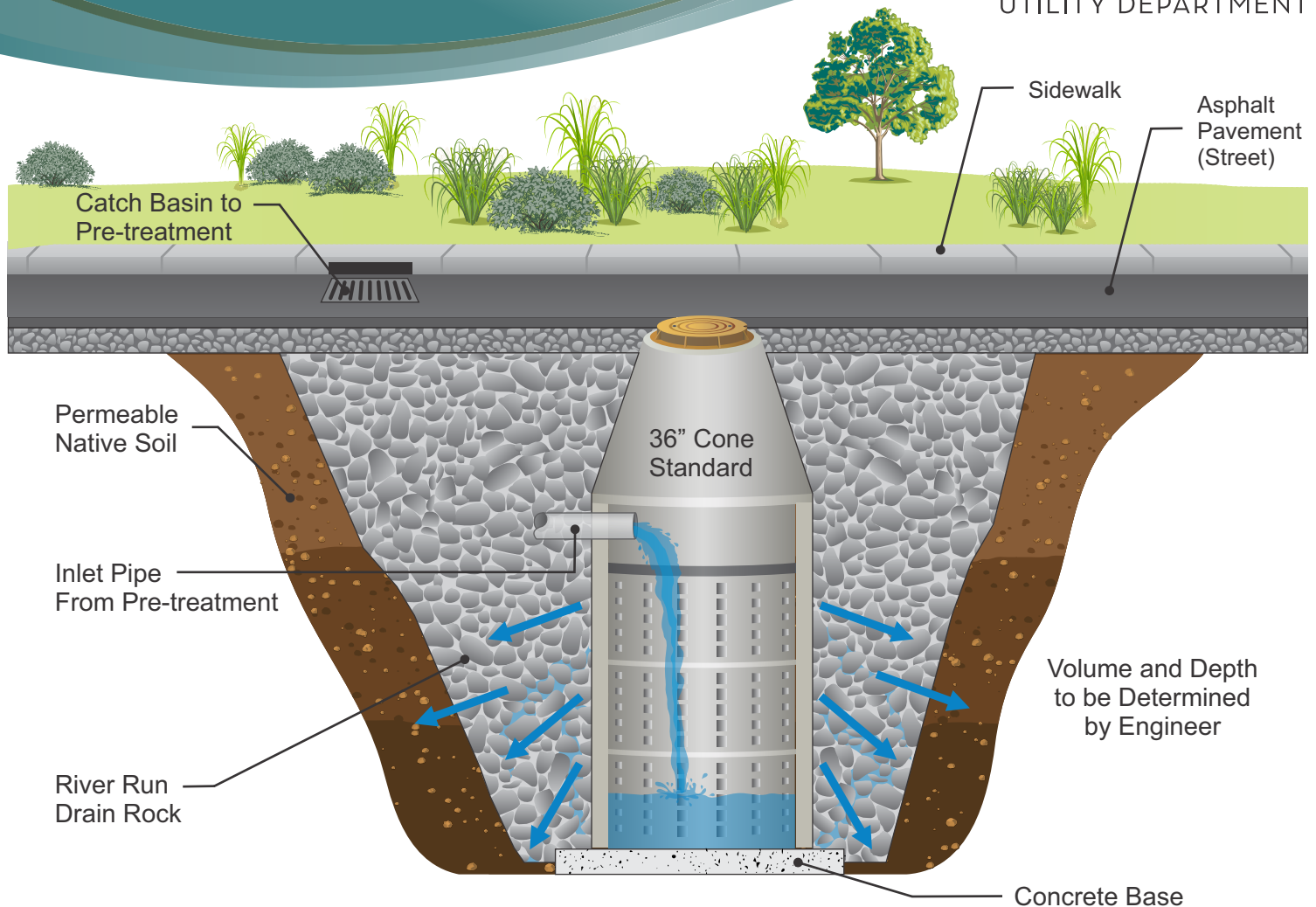


DRYWELL Maintenance Guideline



UTILITY DEPARTMENT



What does your Drywell do? Why is it important?

Drywells are solely designed to infiltrate water into the ground. The drywell(s) on your property makes a significant positive impact on our environment by handling runoff closer to where it is created and thus better mimicking natural conditions, reducing pollutants to our beloved Deschutes River, and recharging our underground drinking water supplies.

Why is it important to maintain your Drywell(s)?

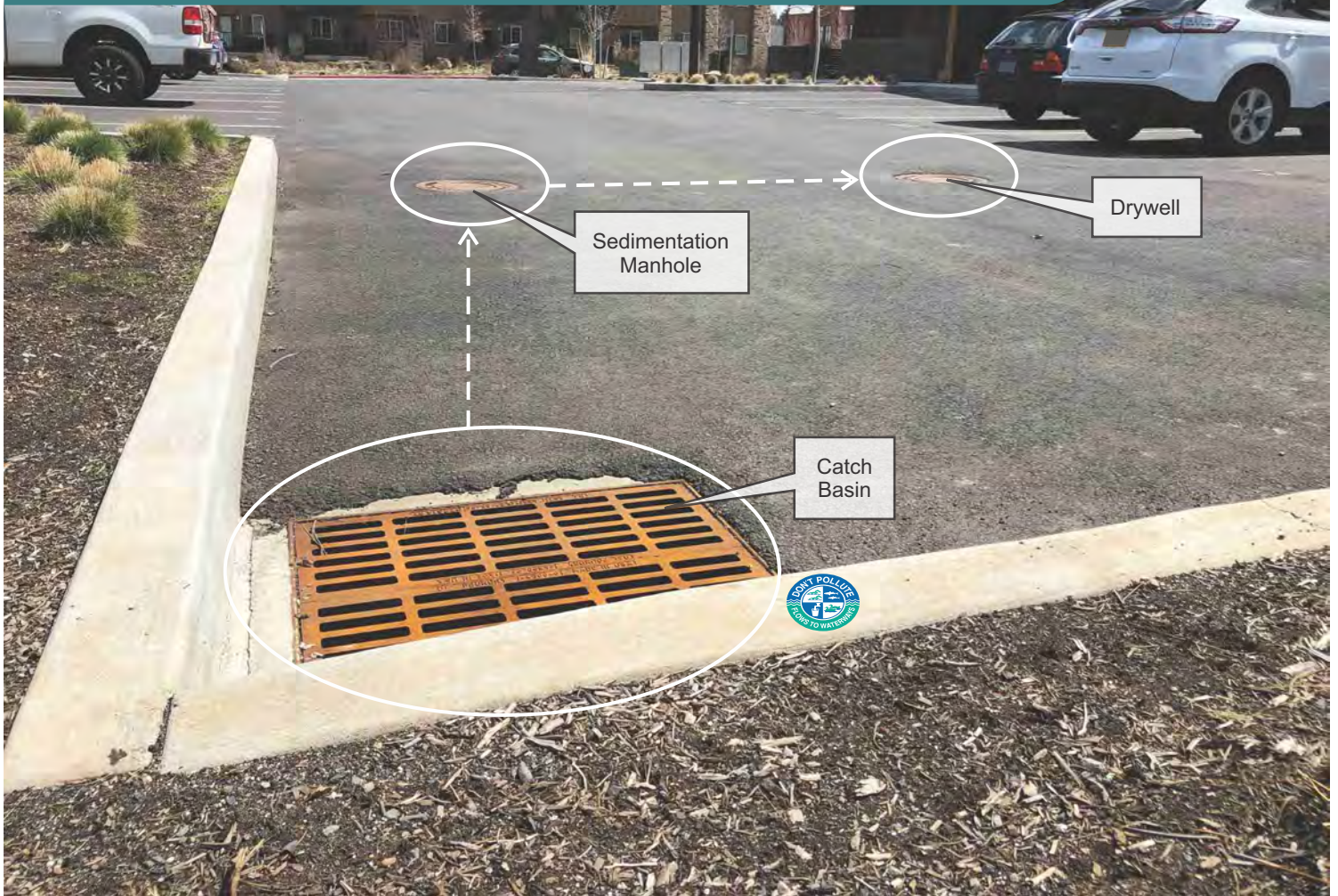
Without proper maintenance, drywells can fail, leading to drainage and flooding issues. Ensuring that sediments and other pollutants stay out of drywells is important to prevent clogging or injecting pollutants underground. In Bend, our stormwater facilities serve an important function and property owners are required to keep and maintain them per Bend Code Title 16. Just remember, a few things will go a long way in the effort to keep our waters clean and to prevent localized flooding.

What tools do you need?

Maintenance schedules for drywells vary depending on flow volumes and sediment loading. Routine maintenance requires the use of a vacuum designed to suck up the water and sediment. In most places, there are local contractors that provide this service for a fee. Regularly inspecting your facility to monitor sediment and floatable levels is critical. Carrying the attached checklist, pen, a copy of your site plan, lid puller, steel toe boots, flashlight and a rigid sediment measuring device is a good way to ensure a safe and complete inspection can be performed.



Common Stormwater Infrastructure Configuration



Bad Example



Perpetual stagnant water indicates that drywell has failed and needs to be thoroughly clean or replaced.

Good Example



Bottom of drywell has little to no water.

Drywell skirt fabric is in good condition; ideally should be secured at each section break and at bottom for ease of cleaning.



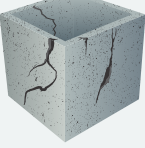





Drywell Inspection and Maintenance Checklist

Property Address _____ Property Owner _____

FacilityName/Designator _____ Date of Inspection _____

Type of Inspection: Pre-rainy Season Monthly Quarterly Annual Re-inspection¹

Inspector(s) _____

Defect	Conditions When Maintenance Is Needed	Maintenance Needed? Yes / No	Comments Describe maintenance completed; and if any needed maintenance was not conducted, note what is needed and when it will be done	Results Expected When Maintenance Is Performed
 <p>Debris and Sediment</p>	<ul style="list-style-type: none"> Accumulated debris or sediment depth exceeds 2 feet or impedes flow from inlet pipes 			<ul style="list-style-type: none"> All sediment and debris removed from storage area Runoff freely flows into and out of basin
 <p>Damaged Pipes</p>	<ul style="list-style-type: none"> Inlet piping damaged or broken and in need of repair 			<ul style="list-style-type: none"> Pipe repaired and/or replaced
 <p>Structure</p>	<ul style="list-style-type: none"> Cracks wider than 1/2-inch or maintenance/inspection personnel determine that the vault is not structurally sound 			<ul style="list-style-type: none"> Vault replaced or repaired to design specifications and is structurally sound No cracks more than 1/2-inch wide
 <p>Contaminants and Pollution</p>	<ul style="list-style-type: none"> Any evidence of oil, gasoline, contaminants or other pollutants 			<ul style="list-style-type: none"> Oil and contaminants removed and properly disposed; no contaminants or pollutants present
 <p>Drainage</p>	<ul style="list-style-type: none"> Facility does not drain within 72 hours 			<ul style="list-style-type: none"> Evaluate infiltration capacity of the drywell and surrounding soil/rock layers May require decommissioning and replacement of drywell
 <p>Vegetation</p>	<ul style="list-style-type: none"> Root systems entering drywell 			<ul style="list-style-type: none"> Remove large root systems and remove (if needed) nearby vegetation to prevent root systems from damaging structural components or blocking outflow
 <p>Cover</p>	<ul style="list-style-type: none"> Cover is missing or only partially in place Cover is difficult to remove with normal lifting pressure 			<ul style="list-style-type: none"> Repair or replace cover Manhole is closed and can be removed and reinstalled by one person to facilitate maintenance access
 <p>Mosquito Vector Breeding</p>	<ul style="list-style-type: none"> Suitable habitats exist for mosquito production (e.g., standing water in areas accessible to mosquitoes) 			<ul style="list-style-type: none"> Standing water no longer exists or is inaccessible to mosquitoes

¹ Re-inspection of a previously-noted maintenance issue.

Additional Resources

Central Oregon Stormwater Manual

IDDE Manual

Available at the website below.



UTILITY DEPARTMENT

62975 Boyd Acres Road
Bend, Oregon, 97701

541-317-3000 option 2
FAX: 541-317-3046

www.bendoregon.gov/cleanwaterworks



Accommodation Information for People with Disabilities.

To obtain this information in an alternate format such as Braille, large print, or electronic, please contact 541-317-3000 ext. 2 or email utilities@bendoregon.gov.

