



CITY OF BEND

Shelter Accomplishment 23/24

Amy Fraley, Senior Program Manager – Houselessness Solutions
Brook O’Keefe, Shelter Coordinator

August 14, 2024

Houselessness: 2024 Point-in-Time Count

Central Oregon



1,811 people experiencing houselessness




10% increase since January 2023

Bend



959 people experiencing houselessness



5% decrease since January 2023

Shelters



523
Beds in Bend



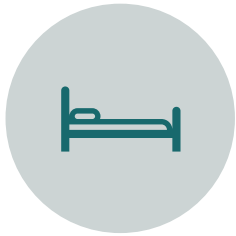
216
Low-barrier beds



City-led and Regional Solutions:

City Council Directed Biennium Objectives

- Maintain 505 beds City-wide (252 direct support)
- Support additional Safe Parking sites or Managed Camps



STEPPING STONE
56 BEDS



NAVIGATION CENTER
100 BEDS



CENTRAL OREGON VILLAGES 20 UNITS



SAFE PARKING SITES
16 BEDS



FRANKLIN SHELTER
60 BEDS

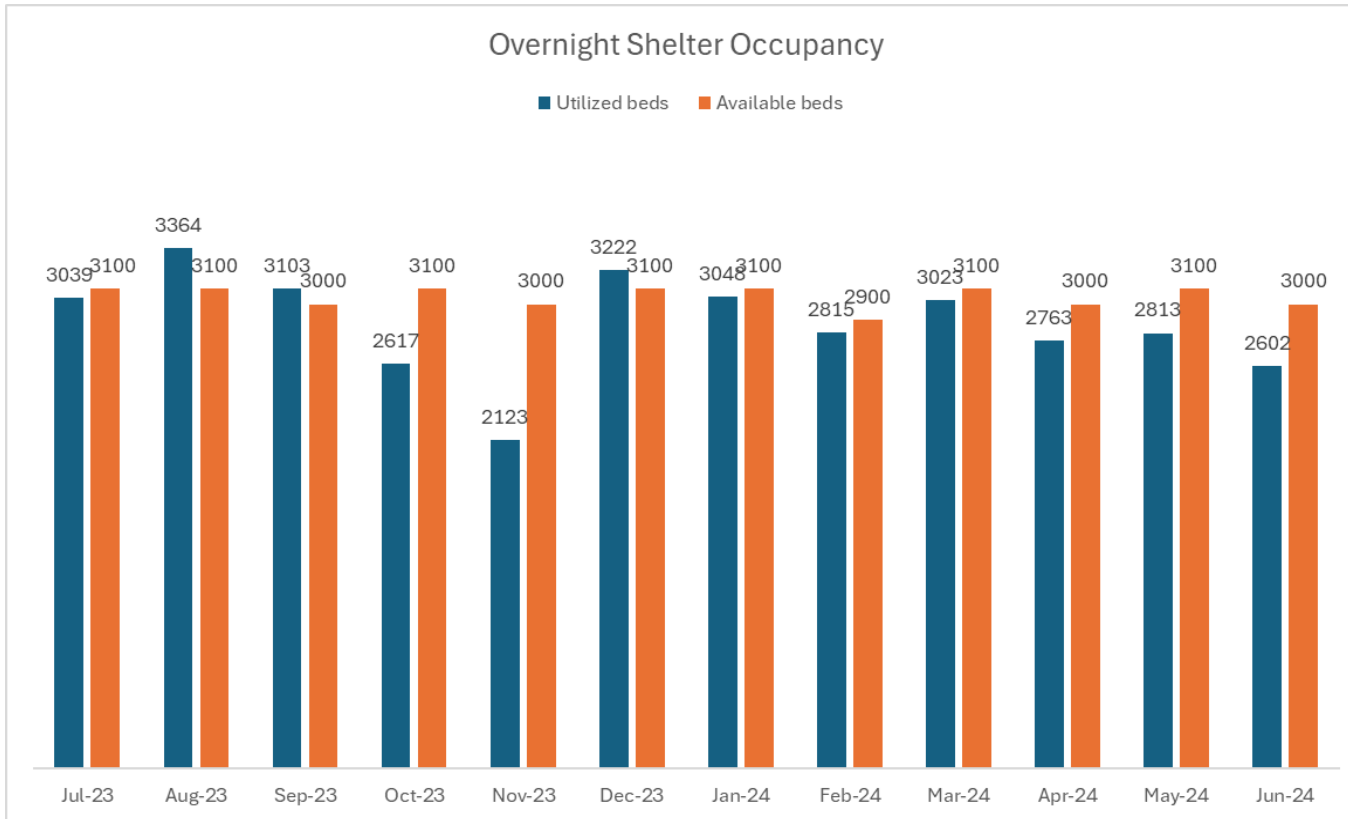
Regional Solutions:

- Coordinated Houseless Response Office
- Homeless Leadership Coalition
- Legislative Efforts
- Partnerships
- Ongoing & Expanded Shelter Operations



The Lighthouse Navigation Center

Navigation Center: "a low-barrier emergency shelter... that is open seven days per week and connects individuals and families with health services, permanent housing, and public benefits" (HB 2006).



Fiscal Year 2024:

- Shelter Nights: 34,532
 - Utilization Rate: 94%
- Served 537+ Unique Individuals
- Day Services: 325 people per month
- Transitions
 - Permanent Housing: 31
 - Temporary Housing: 57

On the horizon – Fall 2024 return to 2nd Street



Franklin Avenue Shelter



Fiscal Year 2024:

- Shelter Nights: 20,676
 - 94.41% Utilization Rate
- Served 198 Unique Individuals
 - 86 households with minor children
- Transitions:
 - Permanent Housing: 23
 - Temporary Housing: 1



Stepping Stone



Fiscal Year 2024:

- Shelter Nights: 16,421
 - 80.12% Utilization Rate
- Served 99 Unique Individuals
- Transitions:
 - Permanent Housing: 14
 - Temporary Housing: 12
- Engaged 55.85% of households in case management



Central Oregon Villages

Fiscal Year 2024:

- Shelter Nights: 4,715
 - 79.79% Utilization Rate
- Served 38 Unique Individuals
 - Primarily single person households
 - 25 households with a medically vulnerable individual (74%)
- Transitions:
 - Permanent Housing: 9
 - Temporary Housing: 0



Photo courtesy of Central Oregon Villages



Safe Parking



- Central Oregon Villages
 - Nights: 690
 - 93.12% Utilization Rate
 - Transitions: 1 (PH)
- REACH
 - Nights: 4,009
 - 94.25% Utilization Rate
 - Transitions: 12 (PH)



City-support 2024 totals

Nights of shelter: 81,043

Utilization Rate: 89.23%

Transitions: 160

An average of 85% of households engaged in case management each month.



Accommodation Information for People with Disabilities



To obtain this information in an alternate format such as Braille, large print, electronic formats, etc. please contact Amy Fraley at afraley@bendoregon.gov or 541-323-8550; Relay Users Dial 7-1-1.