

RESOLUTION NO. 3408

A RESOLUTION OF THE BEND CITY COUNCIL ESTABLISHING FEES AND CHARGES FOR FISCAL YEAR 2024-25 AS PROVIDED BY BEND MUNICIPAL CODE 12.15

Findings

- A. Bend Municipal Code section 12.15.005 states that the City Council may, by resolution, establish and amend fees or service charges (collectively “fees”) for any and all services provided by the City. The fee shall not exceed the average cost of providing the service.
- B. In accordance with Bend Code 1.30.010, the City Manager has the discretion to make all administrative decisions for the City relating to all functions of the City.
- C. The fees established by this resolution recover costs incurred by the City and are therefore authorized under Bend Code 12.15.005.

Now, therefore, based on the above findings,


THE CITY OF BEND RESOLVES AS FOLLOWS:

- Section 1. The Fiscal Year 2024-25 Fee Schedule, attached as Exhibit A, is adopted. Exhibit B, with changes shown, is attached for reference.
- Section 2. Resolution No. 3382 is repealed and replaced with this resolution.
- Section 3. This Resolution and the fees, rates, and charges established herein become effective January 1, 2025.
- Section 4. The provisions of this resolution prevail over inconsistent provisions of any previously adopted resolution.

Adopted by motion of the Bend City Council on December 18, 2024.


YES: Mayor Melanie Kebler
Mayor Pro Tem Megan Perkins
Councilor Anthony Broadman
Councilor Barb Campbell
Councilor Ariel Méndez
Councilor Mike Riley

NO: None




Melanie Kebler, Mayor

ATTEST:



Morgen Fry, City Recorder

APPROVED AS TO FORM:



Mary A. Winters, City Attorney

Fiscal Year 2024-25 Fee Schedule - Exhibit A

SECTION 2. COMMUNITY DEVELOPMENT

Note 1: Section 2, Community Development, Planning, Signs and Engineering fees and charges are subject to a City of Bend surcharge of four percent (4%) to fund the City's Long Range Planning (LRP) program. The LRP surcharge does not apply to the SDC Schedule that is adopted separately from the Fees Resolution.

Note 2: All building permits, electrical permits, mechanical permits, plumbing permits and manufactured home permits are subject to a State of Oregon surcharge of twelve percent (12%). Manufactured Home placement permits are also subject to a thirty dollar (\$30.00) state administration fee. Manufactured Home Park construction permits are subject to a State of Oregon surcharge of fifteen percent (15%). These surcharges are payable with the payment of the permit costs. The surcharges are subject to change at the State's discretion.

Note 3: All building permits issued by the City of Bend will be assessed a fee of .33% (1/3rd of 1%) of the Building Permit Valuation for affordable housing pursuant to City Ordinance No. NS2255.

Note 4: All building permits issued by the City of Bend for commercial and industrial improvements that result in a new structure or additional square footage will be assessed a tax of .33% (1/3rd of 1%) of the Building Permit Valuation pursuant to Bend Municipal Code Chapter 9.45, Commercial and Industrial Construction Tax.

2.1	Building - Plan Review			
	Description	Fee	Unit	
2.1.01	Building plan review		65% of building permit fee	
2.1.02	Electrical, plumbing, accessibility, energy and fire prevention plan review		25% of applicable permit fee	
2.1.03	Fire and life safety plan review		40% of building permit fee	
2.1.04	Plan review for manufactured dwelling or recreational park plan review		65% of building permit fee	
2.1.05	Additional plan review required by changes, addition or revisions to approved plan (minimum charge 1/2 hour)	\$ 94.43	Per 1/2 hour or portion thereof	
2.1.06	Medical Gas Review		50% of medical gas permit fee	
2.1.07	Mechanical plan review - commercial		50% of mechanical permit fee	
2.1.08	Deferred submittal review fee		65% of the building permit fee for the specific deferred portion with a minimum fee of \$250.00	
2.1.09	Phased construction review fee		\$250 plus 10% of the total project building permit fee per phase not to exceed \$1,500.00 per phase	
2.1.10	Structural Plan Review is required for all signs attached to a building that weigh over 80 lbs, all projecting signs, all freestanding signs 6 ft or more in height, all freestanding signs 32 sq ft or more in area & all signs on a pitched or mansard roof.		65% of sign permit fee	
2.1.11	Master Reissue Program		The Building plan review fee for the Reissue applications will be 50% of the regular Building plan review fee	
2.2	Building - Building Permits			
	Description	Fee	Unit	
	The City may charge investigation fees for work commenced prior to permit issuance.			
2.2.01	Refunds: If a permit has been issued and/or a plan review request submitted and no work has been completed under the permit and/or the plan review has not begun, and provided the City receives a request in writing for a refund within 180 days of the permit issuance or application for review, the permit or plan review and associated fees are eligible for a refund.			
2.2.02	Building permit fees are determined based on construction valuation. All commercial applicants shall state the valuation of the project, all residential valuations will be determined utilizing the state mandated valuation calculation table. Please see the building division for the latest version of the valuation calculation table. For commercial projects, construction valuation should include all labor and materials; valuation should NOT include the cost of the land. This section covers structural/building permits as well as alarm and commercial suppression permits.			
	If your valuation is:			
	Minimum permit fee	\$ 217.20		Add'l Fee
	Valuation cost of \$2,001 to \$25,000	\$ 83.55	For first \$2,000	\$ 14.53 For each add'l \$1,000 or fraction thereof
	Valuation cost of \$25,001 to \$50,000	\$ 434.04	For first \$25,000	\$ 10.89 For each add'l \$1,000 or fraction thereof
	Valuation cost of \$50,001 to \$100,000	\$ 720.97	For first \$50,000	\$ 7.27 For each add'l \$1,000 or fraction thereof
	Valuation cost of \$100,001 and up	\$ 1,102.34	For first \$100,000	\$ 6.36 For each add'l \$1,000 or fraction thereof
2.3	Building - Plumbing Permits			
	Description	Fee	Unit	
2.3.01	Residential minimum permit fee	\$ 143.47	For 3 fixtures or less	
2.3.02	One and two family up to 40 fixtures when purchased as a unit (includes DWV/water distribution & first 100 ft. of water service, sanitary sewer & storm sewer)			
2.3.02a	One and two family/1 bath	\$ 439.48		
2.3.02b	One and two family/2 bath	\$ 759.11		
2.3.02c	One and two family/3 bath	\$ 945.26		
2.3.02d	Baths greater than 3	\$ 134.39	Each bathroom or portion thereof	
2.3.03	One and two family/solar non-prescriptive	\$ 213.39	Each system	
2.3.03a	Combo permit for prescriptive installations - One and two family/solar	\$ 307.83	Each system	
2.3.04	Individual fixtures, pumps or traps (Such as sink, lav., tub, drain, etc.)	\$ 43.59	Each fixture	
2.3.05	Water service - 100 ft	\$ 148.92	First 100 ft. or fraction thereof	
2.3.05a	Water service - additional footage	\$ 87.17	For each additional 100 ft. or fraction thereof	
2.3.06	Sewer service - 100 ft	\$ 148.92	First 100 ft. or fraction thereof	
2.3.06a	Sewer service - additional footage	\$ 87.17	For each additional 100 ft. or fraction thereof	
2.3.07	Storm or rain drain - 100 ft	\$ 148.92	First 100 ft. or fraction thereof	
2.3.07a	Storm or rain drain - additional footage	\$ 87.17	For each additional 100 ft. or fraction thereof	

Fiscal Year 2024-25 Fee Schedule - Exhibit A

SECTION 2. COMMUNITY DEVELOPMENT					
2.3	Building - Plumbing Permits (continued)				
	<i>Description</i>	<i>Fee</i>	<i>Unit</i>	<i>Add'l Fee</i>	<i>Unit</i>
2.3.08	Commercial (other than R-3 & U-1)				
2.3.08a	Minimum fee 1-3 fixtures	\$ 218.84	1-3 fixtures		
2.3.08b	4-10 fixtures	\$ 426.77	4-10 fixtures		
2.3.08c	More than 10 fixtures - base fee	\$ 426.77	Base fee	\$ 43.59	For each fixture over 10
2.3.09	Recreational Vehicle & M/H Park				
2.3.09a	M/H park sewer collection & water distribution system	\$ 143.47			
2.3.09b	Inspection fee – 5 or less spaces	\$ 483.07			
2.3.09c	6 to 19 spaces	\$ 83.54	Each space		
2.3.09d	20 or more spaces	\$ 58.11	Each space		
2.4	Residential Fire Suppression Systems				
	<i>Description</i>	<i>Fee</i>	<i>Unit</i>		
2.4.01	Residence up to 2,000 sq ft	\$ 137.39	Each		
2.4.02	Residence from 2,001 to 3,600 sq ft	\$ 203.71	Each		
2.4.03	Residence from 3,601 to 7,200 sq ft	\$ 258.98	Each		
2.4.04	Residence from 7,201 sq ft and above	\$ 315.84	Each		
2.5	Medical Gas				
	<i>Description</i>	<i>Fee</i>	<i>Unit</i>	<i>Add'l Fee</i>	<i>Unit</i>
	If your valuation is:				
2.5.01	\$1.00 to \$5,000	\$ 157.92			
2.5.02	\$5,001 to \$10,000	\$ 157.92	For first \$5,000	\$ 2.37	Per each add'l \$100 or fraction thereof
2.5.03	\$10,001 to \$100,000	\$ 276.36	For first \$10,000	\$ 16.10	Per each add'l \$1,000 or fraction thereof
2.5.04	\$100,001 and up	\$ 1,726.83	For first \$100,000	\$ 11.05	Per each add'l \$1,000 or fraction thereof
2.6	Building - Mechanical Permits				
	<i>Description</i>	<i>Fee</i>	<i>Unit</i>		
2.6.01	<i>Residential R-3 and U-1</i>				
2.6.01a	Base permit fee – residential or commercial	\$ 83.54	Each permit		
2.6.01b	Installation or relocation of forced-air gravity type furnace or burner, including ducts & vents attached to such appliance up to & including 100,000 btu/h	\$ 32.69	Each		
2.6.01c	Installation or relocation of suspended heater, recessed wall heater or floor-mounted heater	\$ 22.71	Each		
2.6.01d	Installation, relocation or replacement of appliance vent installed and not included in an appliance permit	\$ 12.71	Each		
2.6.01e	Repair, alteration or addition to heating appliance, refrigeration unit, cooling unit, absorption unit, or heating/cooling/absorption unit or evaporative cooling system, including installation of controls	\$ 14.53	Each		
2.6.01f	Installation or relocation of boiler or compressor to and including 3 horsepower, or absorption system to and including 100,000 btu/h	\$ 30.87	Each		
2.6.01g	Installation or relocation of boiler or compressor over 3 horsepower, or absorption system over 100,000 btu/h and including 500,000 btu/h	\$ 44.50	Each		
2.6.01h	Air-handling unit of 10,000 cfm	\$ 30.87	Each		
2.6.01i	Evaporative cooler other than portable	\$ 16.34	Each		
2.6.01j	Ventilation fan connected to single duct	\$ 12.71	Each		
2.6.01k	Ventilation system that is not a portion of any heating or air-conditioning system authorized by a permit	\$ 18.16	Each		
2.6.01l	Installation of hood which is served by mechanical exhaust, including duct for hood	\$ 18.16	Each		
2.6.01m	For each appliance or piece of equipment regulated by code but not classed in other appliance categories	\$ 18.16	Each		
2.6.01n	For gas-piping system of one to four outlets	\$ 10.90	Each		
2.6.01o	For gas-piping system of five or more outlets	\$ 5.45	Each		
2.6.01p	HVAC system - residential	\$ 52.67	Each		
2.6.01q	Mini split heating and/or air conditioning system - compressor and up to 2 interior air handlers	\$ 32.69	Each system up to 2 air handlers	\$ 5.26	
2.6.02	<i>Commercial (other than R-3 and U-1)</i>				
	If your valuation is:				
2.6.02a	\$1.00 to \$2,000	\$ 114.49			
2.6.02b	\$2,001 to \$5,000	\$ 114.49	For first \$2,000	\$ 3.64	Per each add'l \$100 or fraction thereof
2.6.02c	\$5,001 to \$10,000	\$ 223.45	For first \$5,000	\$ 2.83	Per each add'l \$100 or fraction thereof
2.6.02d	\$10,001 to \$50,000	\$ 365.58	For first \$10,000	\$ 2.13	Per each add'l \$100 or fraction thereof

Fiscal Year 2024-25 Fee Schedule - Exhibit A

SECTION 2. COMMUNITY DEVELOPMENT					
2.6	Building - Mechanical Permits (continued)				
	<i>Description</i>	<i>Fee</i>	<i>Unit</i>	<i>Add'l Fee</i>	<i>Unit</i>
2.6.02e	\$50,001 to \$100,000	\$ 1,218.33	For first \$50,000	\$ 1.97	Per each add'l \$100 or fraction thereof
2.6.02f	\$100,001 and up	\$ 2,205.32	For first \$100,000	\$ 1.74	Per each add'l \$100 or fraction thereof
2.7	Building - Electrical Permits				
	<i>Description</i>	<i>Fee</i>	<i>Unit</i>	<i>Add'l Fee</i>	<i>Unit</i>
	Note: If inspection fees are not charged on an hourly basis, there shall be 2 inspections allowed per permit for all permits except those for residential single or multi-family dwelling units, other than manufactured or modular dwelling units and except those for renewable energy. 4 inspections shall be allowed per permit for residential single or multi-family dwelling units, other than manufactured or modular dwelling units. 3 inspections shall be allowed per permit for renewable energy permits, unless otherwise noted.				
2.7.01	Residential - single or multi-family per dwelling unit with service included 1000 sq. ft. or less	\$ 399.53	Each dwelling unit		
2.7.01a	Each additional 500 sq. ft. or portion thereof	\$ 69.01	Each dwelling unit		
2.7.02	Each manufactured home or modular dwelling service or feeder	\$ 185.24	Each dwelling unit		
2.7.03	Service/feeders - installation, alteration or relocation 200 amps or less	\$ 227.01	Each		
2.7.04	Service/feeders - installation, alteration or relocation 201 to 400 amps	\$ 276.04	Each		
2.7.05	Service/feeders - installation, alteration or relocation 401 amps to 600 amps	\$ 455.83	Each		
2.7.06	Service/feeders - installation, alteration or relocation 601 amps to 1000 amps	\$ 575.69	Each		
2.7.07	Service/feeders - installation, alteration or relocation over 1000 amps	\$ 1,369.30	Each		
2.7.08	Reconnect only	\$ 185.24	Each		
2.7.09	Temporary services or feeders- installation, alterations or relocation 200 amps or less	\$ 185.24	Each		
2.7.10	Temporary service/feeders - installation, alteration or relocation 201 to 400 amps	\$ 254.25	Each		
2.7.11	Temporary service/feeders - installation, alteration or relocation 401 amps to 600 amps	\$ 341.42	Each		
2.7.12	Temporary service/feeders - installation, alteration or relocation over 600 amps or 1000 volts	\$ 575.69	Each		
2.7.13	Miscellaneous (service & feeder not included)				
2.7.13a	Each sign or outline lighting	\$ 185.24	Each		
2.7.13b	Signal circuit(s) or a limited energy panel Alteration or extension – commercial use	\$ 185.24	Each		
2.7.14	Renewable electric energy – 5 KVA system or less	\$ 218.84	Each		
2.7.14a	Renewable electric energy – 5.01 KVA to 15 KVA system	\$ 276.04	Each		
2.7.14b	Renewable electric energy – 15.01 KVA to 25 KVA system	\$ 455.83	Each		
2.7.14c	Renewable electric energy - 25.01 and above KVA systems (photovoltaic systems)	\$ 455.83	First 25 KVAs	\$ 15.31	Each add'l KVA (up to 100 KVA)
2.7.14d	Renewable electric energy - 25.01 KVA to 50 KVA systems (wind generation systems)	\$ 499.34	Each		
2.7.14e	Renewable electric energy - 50.10 KVA to 100 KVA systems (wind generation systems)	\$ 1,147.98	Each		
2.7.15	Photovoltaic systems - prescriptive installations (includes up to 4 inspections)				
2.7.15a	Combo permit for prescriptive installations - 5 KVA system or less	\$ 313.28	Each		
2.7.15b	Combo permit for prescriptive installations - 5.01 KVA to 15 KVA system or less	\$ 370.47	Each		
2.7.15c	Combo permit for prescriptive installations - 15.01 KVA to 25 KVA system or less	\$ 550.26	Each		
2.7.16	Limited energy – residential use				
2.7.16a	One and two family	\$ 90.80	Each		
2.7.16b	Multi-family	\$ 167.99	Each		
2.7.16c	Each additional inspection over the allowable in any of the above	\$ 114.41	Each		
2.7.16d	Branch circuits - new, alteration or extension per panel with purchase of service or feeder fee – each	\$ 16.35	Each circuit		
2.7.16e	Branch circuits - new, alteration or extension per panel without purchase of service or feeder fee – each	\$ 156.18	First branch circuit	\$ 16.35	Each add'l circuit
2.7.17	Master Electrical Program				
2.7.17a	Master electrical program annual permit	\$ 181.61	Each annually		
2.7.17b	Master electrical program inspection (includes travel time & inspection report preparation time) – ½ hour minimum	\$ 181.61	Per hour or portion thereof		
2.7.17c	Master electrical program inspection cancellation w/out 24 hour notice	\$ 181.61	Each		

Fiscal Year 2024-25 Fee Schedule - Exhibit A

SECTION 2. COMMUNITY DEVELOPMENT					
2.8	Building - Manufactured Homes Permits and Park Fees				
	Description	Fee	Unit	Add'l Fee	Unit
2.8.01	Manufactured dwelling and cabana installation permit - individual lot (includes prescriptive slab, runner or foundation & utility connections within 30 lineal ft)	\$ 1,067.84	Each installation		
2.8.02	Manufactured dwelling installation in manufactured home park & temporary placement permit (includes prescriptive slab, runner or foundation & utility connections within 30 lineal ft)	\$ 539.23	Each installation		
2.8.03	M/H Park Area Development Valuation Table: Valuation is based upon building valuation data found in Oregon Administrative Rules (OAR), Chapter 918, Division 600.				
	If your valuation is:				
2.8.03a	\$1 to \$500	\$ 38.14			
2.8.03b	\$501 to \$2,000	\$ 38.14	For first \$500	\$ 3.64	For each add'l \$100 or fraction thereof
2.8.03c	\$2,001 to \$25,000	\$ 114.41	For first \$2,000	\$ 21.78	For each add'l \$1,000 or fraction thereof
2.8.03d	\$25,001 to \$50,000	\$ 641.07	For first \$25,000	\$ 15.88	For each add'l \$1,000 or fraction thereof
2.8.03e	\$50,001 to \$100,000	\$ 1,056.94	For first \$50,000	\$ 10.89	For each add'l \$1,000 or fraction thereof
2.8.03f	\$100,001 to \$500,000	\$ 1,629.00	For first \$100,000	\$ 8.63	For each add'l \$1,000 or fraction thereof
2.8.03g	\$500,001 to \$1,000,000	\$ 5,193.91	For first \$500,000	\$ 4.99	For each add'l \$1,000 or fraction thereof
2.8.03h	\$1,000,001 & up	\$ 9,014.89	For first \$1,000,000	\$ 4.99	For each add'l \$1,000 or fraction thereof
2.8.04	M/H Space Fee Table: See table at end of fee schedule				
2.8.05	Recreation Park Space Fee Table: See table at end of fee schedule				
2.8.06	Mobile home park closure	\$ 427.10			
2.9	Miscellaneous Building Fees				
	Description	Fee	Unit	Add'l Fee	Unit
2.9.01	Moving permit (other than U-1)	\$ 377.77	Each structure		
2.9.01a	Moving permit (U-1 type structures - uninhabitable)	\$ 188.88	Each structure		
2.9.02	Pre-move inspection for structures moving within the City's jurisdiction	\$ 472.17	Each structure		
2.9.03	Pre-move inspection for structures moving into the City's jurisdiction from another jurisdiction	\$ 472.17	Each structure	\$ 188.87	Each hour
2.9.04	Re-roof permit – residential	\$ 254.25	Each		
2.9.05	Re-roof permit – commercial	\$ 63.17	For each 1,000 sq ft of roof or portion thereof (\$250.00 minimum charge)		
2.9.06	Re-inspection (beyond first 2 inspections)	\$ 188.87	Each		
2.9.07	Demolition permit - residential minimum	\$ 377.74	Each structure		
2.9.08	Demolition permit - commercial minimum	\$ 179.79	For each 1000 sq ft of structure or portion thereof (\$250.00 minimum charge)		
2.9.09	Research fees	\$ 188.87	Per hour or portion thereof		
2.9.10	Inspections, permits, plan reviews or other services outside of normal business hours (minimum 2 hours)	\$ 283.30	Per hour or portion thereof		
2.9.11	Inspections, permits, plan reviews, review time beyond two reviews or other services for which no fee is indicated (minimum charge 1 hour)	\$ 188.87	For each hour or portion thereof		
2.9.12	Temporary Certificate of Occupancy (commercial) or as determined by the Building Official	\$ 943.45	For each 30 day period		
2.9.13	Pre-permit meeting commercial and multi-family dwelling projects (may be required at time of building permit prior to submittal of permit application)	\$ 1,414.71	Per meeting not to exceed two hours		
2.9.13a	Pre-permit meeting individual tenant improvement projects (may be required at time of building permit prior to submittal of permit application)	\$ 472.17	Per meeting not to exceed two hours		
2.9.14	Fence	\$ 356.07	Up to 100 lineal ft	\$ 108.06	For each add'l 100 linear feet or portion thereof
2.9.15	Poles over 10 feet high (flag, light, etc.)	\$ 302.05	Each		
2.9.16	Change of use or occupancy	\$ 315.84	Minimum permit fee		
2.9.17	Residential temporary occupancy	\$ 188.87	Each 30 day period		
2.9.18	Permit reinstatement due to expiration	The fee for reinstated permits shall be proportional to the amount of review and inspection tasks remaining for the project as determined by the Building Official			
2.9.19	Temporary change of occupancy permit for an event occurring in a building in which the occupancy of the building would not allow such event				
2.9.19a	1-49 Occupants	\$ 226.19			
2.9.19b	50-299 Occupants	\$ 450.92			
2.9.19c	300-999 Occupants	\$ 901.85			
2.9.19d	1000+	\$ 1,803.70			
2.9.19e	Existing building certificate of occupancy where the building or suite has a legally established use and occupancy but that the City has no record of a certificate of occupancy	\$ 315.65	Each		
2.9.20	Barrier Removal Implementation Agreement	\$ 354.20	Each	\$ 188.86	For each add'l hour or fraction thereof

Fiscal Year 2024-25 Fee Schedule - Exhibit A

SECTION 2. COMMUNITY DEVELOPMENT					
2.10 System Development Charges (SDCs)					
Reference Resolution No. 3377 for the current SDC Schedule. The SDC Schedule by category is adopted separately from the Fees Resolution.					
Bend Park and Recreation District (BPRD) SDCs and City SDC program fees remain in the Fees Resolution. The City SDC program fees are included to highlight services that are provided by the City and recover the associated administrative costs of the SDC program as needed.					
	Description	Fee	Unit		
2.10.01	System estimate	\$ -	Each		
2.10.02	SDC Deferral Program Application	\$ -	Available only for multi-unit residential development through 12-31-24, then all other residential development beginning 1-1-25, then development of any other type beginning 1-1-26, Per Bend Code 12.10.105 (F)		
2.10.03	SDC Deferral Program Recovery Fee		2% Assessed on total City SDC fees		
2.10.04	SDC Loan 5 year		6% Per Annum		
2.10.05	SDC Loan 10 year		7% Per Annum		
2.10.06	Childcare SDC Exemption Covenant	\$ -	Each		
2.10.07	SDC Pass-Through Credit Agreement	\$ -	Each		
2.10.08	SDC True Credit Agreement	\$ -	Each		
2.10.09	SDC Partial Assignment Agreement	\$ -	Each		
2.10.10	SDC Advanced Credit Agreement	\$ -	Each		
2.10.11	SDC Transfer Credit Agreement	\$ -	Each		
2.10.12	SDC Transfer Assignment Agreement	\$ -	Each		
2.10.13	SDC Objection	\$ 500.00	Each		
2.10.14	SDC Appeal	\$ 1,000.00	Each		
2.10.15	SDC Research and or Labor Fee (per hour)		Actual Cost of Service (Actual Cost of Service)		
2.10.16	Parks SDC (100% of maximum allowable charge)				
2.10.16a	a. Single Family Dwelling Units:			Parks SDC amounts are set by the Bend Park and Recreation District Board. They are included in the City's fee resolution since the City collects Park SDCs on their behalf.	
	i. Average Fee	\$ 11,266.00			
	ii. <600 square feet	\$ 8,066.00			
	iii. 601 - 1,200 square feet	\$ 9,058.00			
	iv. 1,201 - 1,600 square feet	\$ 10,004.00			
	v. 1,601 - 2,200 square feet	\$ 10,680.00			
	vi. 2,201 - 3,000 square feet	\$ 11,311.00			
	vi. >3,000 square feet	\$ 12,348.00			
2.10.16b	b. Multi Family Dwelling Units	\$ 7,661.00			
2.10.16c	c. Mobile Home Unit:	\$ 10,184.00			
2.10.16d	d. Accessory Dwelling Unit:	\$ 4,867.00			
2.10.16e	e. Dormitory per Person:	\$ 4,506.00			
2.10.16f	f. Hotel/Motel Unit:	\$ 7,776.00			
2.11	In-Lieu of Fees				
	Description	Fee	Unit		
2.11.01	In Lieu of Required Bicycle Parking Space	\$ 1,585.03	Per parking space required		
2.11.02	In Lieu of Required Sidewalk in Woodriver Village Subdivision	\$ 14.25	Per square foot, to increase by the Engineering News Record (ENR) Construction Cost Inflation Index annually		
2.11.03	In Lieu of Required Replacement Tree(s)	\$ 600.00	Per required replacement tree		
2.12	Special Assessments per Resolution No. 1975				
	Description	Fee	Unit		
2.12.01	Butler Market Road Assessment	\$ 265.00	Per lot		
2.13	Engineering Fees				
	Description	Fee	Unit	Add'l Fee	Unit
Right of Way (ROW) Permits					
2.13.01	Tier 1 Right of Way Permit - Low Impacts	Fees include one inspection (additional inspections may be assessed based on scope of work). Refer to Permit Guidance documents on the City of Bend website for additional information			
2.13.01a	Tier 1 Permit - Non-Franchise Utility	\$ 331.16	Each		
2.13.01b	Tier 1 Permit - Franchise Utility	\$ 331.16	Each		
2.13.01c	Tier 1 Rockery/Retaining Wall	\$ 318.23	Each		
2.13.01d	Right-of-way Permit issued under SFD without street cut	\$ 261.31	Each		
2.13.01e	Right-of-way Permit issued under SFD with street cut	\$ 445.00	Each - Fee includes inspections for driveway and asphalt repair		
2.13.01f	Existing Sidewalk Panel	\$ 159.11	Each		
2.13.01g	Temporary street use	\$ 331.16	Each		
2.13.02	Tier 2 Right of Way Permit - Medium Impacts	Fees include three inspections (additional inspections may be assessed based on scope of work). Refer to Permit Guidance documents on the City of Bend website for additional information			
2.13.02a	Tier 2 Permit - Local Road - Franchise/Non-Franchise Utility	\$ 789.10	Each		
2.13.02b	Tier 2 Permit - Collector or Arterial - Franchise/Non-Franchise Utility	\$ 1,276.78	Each		
2.13.02c	Night Work, In City ROW or Private Property	\$ 419.13	Each		
2.13.03	Tier 3 Right of Way Permit - High Impacts	Refer to the Permit Guidance documents on the City of Bend website for additional information			
2.13.03a	Tier 3 Permit (includes plan review and pre-construction meeting)	\$ 5,126.54	Base fee - first 2 sheets	\$ 1,217.28	Each additional sheet

Fiscal Year 2024-25 Fee Schedule - Exhibit A

SECTION 2. COMMUNITY DEVELOPMENT					
2.13	Engineering Fees (continued)				
	Description	Fee	Unit	Add'l Fee	Unit
2.13.04	Tier 3 Right of Way Inspections	Tier 3 Right of Way Inspections are charged at an average cost of service. A waiver of average cost of service is available for customers who choose to pay the actual costs. For actual cost of service, a deposit will be required based on estimated hours. After completion of the project, any amount due shall be paid to the City and any unused balance of the deposit shall be refunded.			
2.13.04a	Average Cost	\$ 184.98	Per hour		
2.13.04b	Tier 3 Permit Plan Re-review or Supplemental review (more than 3 reviews)	\$ 525.20	Each		
2.13.04c	Revision to Approved Infrastructure Plans	\$ 661.03	Per sheet		
2.13.04d	Tier 3 As-built Verification	\$ 143.10	Per Hour		
2.13.05	Traffic Control (ROW Permit Review)	Fees include one inspection (additional inspections may be assessed based on scope of work). Refer to Permit Guidance documents on the City of Bend website for additional information			
2.13.05a	Level 1 - Low Impact to City Street System	\$ 327.28	Each		
2.13.05b	Level 2 - Medium Impact to City Street System	\$ 618.34	Each		
2.13.05c	Level 3 - High Impact to City Street System	\$ 2,276.74	Each		
2.13.05d	Minor Road Closure for Event	\$ 433.36	Each		
2.13.05e	Tree Trimming - Level I Traffic Control Plan	\$ 173.34	Each		
2.13.05f	Revision to approved Traffic Control Plan	\$ 183.69	Each		
2.13.06	Other Services and Permits				
2.13.06a	Permit revision	\$ 221.21	Each, applies to Tier 1 and 2 permits.		
2.13.06b	Additional Inspections and Reinspections	\$ 183.69	Per hour		
2.13.07	Drainage Permit				
2.13.07a	Drainage Review and Permit - Non-residential	\$ 1,130.61	Includes two reviews	\$ 143.10	Each additional review hour
2.13.07b	Drainage Review and Permit - Residential	\$ 240.61	Includes two reviews	\$ 143.10	Each additional review hour
2.13.08	Grading Only Permits	Fees include two inspections (additional inspections may be assessed based on scope of work)			
2.13.08a	Grading and Erosion Control Permit - Non-residential	\$ 1,130.61	Base		
2.13.08b	Grading and Erosion Control Review - Residential	\$ 240.61	Each		
2.13.08c	Rock crushing permit	\$ 698.54	Each		
2.13.08d	Blasting permit	\$ 551.07	Each		
2.13.08e	Materials Exception Application	\$ 254.84	Each		
2.13.08f	Tree Removal/New Street Tree	\$ 245.78	Each		
2.13.09	Engineering Hourly Rates by Function				
2.13.09a	City Engineer and Director Private Development	\$ 258.72			
2.13.09b	Principal Engineer	\$ 232.85			
2.13.09c	Project Engineer	\$ 206.98			
2.13.09d	Associate Engineer	\$ 162.99			
2.13.09e	Engineering Inspector	\$ 174.64			
2.13.09f	Permit Technician	\$ 162.99			
2.13.09g	Erosion and Sediment Control Inspector	\$ 174.64			
2.13.10	Sewer or Stormwater Inspections				
2.13.10a	Sewer or Stormwater TV inspection (first 400 LF) - includes cleaning and camera run for initial acceptance and 1-year warranty inspection	\$ 1,696.70	Each		
2.13.10b	Sewer or Stormwater TV inspection (over 400 LF)	\$ 1.16	Per lineal foot		
2.13.10c	Sewer or Stormwater TV Inspection - Site not ready Fee	\$ 115.50	Each occurrence		
2.13.10d	Sewer or Stormwater TV Inspection Fee - Existing Sewer	\$ 236.78	Each occurrence		
2.13.10e	Sewer or Stormwater TV Re-Inspection Fee	\$ 1.16	Per lineal foot		
2.13.11	Documents and Agreements				
2.13.11a	Contract for Extraterritorial Provision of Service and Consent to Annexation	\$ 338.92	Each		
2.13.11b	Extraterritorial Service Agreement	\$ 338.92	Each		
2.13.11c	Agreement Waiving Time Limit On Consent to annexation	\$ 338.92	Each		
2.13.11d	Right-of-way Dedication Deed	\$ 583.41	Each		
2.13.11e	Non-Statutory Development Agreement	\$ 4,243.01	Each		
2.13.11f	Public easement agreement	\$ 324.69	Each		
2.13.11g	Private easement agreement (standard or non standard form)	\$ 583.41	Each		
2.13.11h	Public Facility Improvement Agreement (PFIA) and Release	\$ 972.79	Each		
2.13.11i	Modification of PFIA	\$ 240.61	Each		
2.13.11j	Performance Agreement and Release (public)	\$ 1,289.72	Each		
2.13.11k	Warranty Agreement and Release	\$ 1,289.72	Each		
2.13.11l	Maintenance of Landscaping in Right of Way Agreement	\$ 698.54	Each		
2.13.11m	Initial Petition for LID Application	\$ 2,337.54	Each		
2.13.11n	Quitclaim Deed	\$ 579.53	Each		
2.13.11o	Application for Reimbursement District (NS-2008)	\$ 3,470.73	Each		
2.13.11p	Release of Engineering Agreements	\$ 579.53	Each		
2.13.11q	Revocable agreement	\$ 698.54	Each		
2.13.11r	Stormwater Maintenance Agreement	\$ 450.17	Each		
2.13.11s	Security and Improvement Agreement and Release	\$ 698.54	Each		
2.13.11t	Waiver of Remonstrance against the formation of an LID	\$ 433.36	Each		

Fiscal Year 2024-25 Fee Schedule - Exhibit A

SECTION 2. COMMUNITY DEVELOPMENT					
2.13	Engineering Fees (continued)				
	Description	Fee	Unit	Add'l Fee	Unit
2.13.12	Water and Sewer Analysis Water Availability/Fire Flow Analysis:				
2.13.12a	Basic Certificate	\$ 492.86	Each		
2.13.12b	Model Run Certificate	\$ 748.99	Each		
2.13.12c	Full Model Run Analysis Certificate	\$ 2,281.91	Each		
2.13.12d	Fire Hydrant - Fire flow test	\$ 514.85	Each		
2.13.13	Water reclamation (sewer) system analysis:				
2.13.13a	Basic Certificate	\$ 492.86	Each		
2.13.13b	Model Run Certificate	\$ 864.12	Each		
2.13.13c	Full Model Run Analysis Certificate	\$ 2,711.39	Each		
2.13.13d	Woodriver Village Sewer Upgrade	\$ 1,350.52	Each		
2.13.13e	Sewer/Water Analysis Exemption Fee	\$ 352.80	Each		
2.13.14	Transportation Review Analysis				
2.13.14a	Transportation Review Analysis Exemption	\$ 606.70	Each		
2.13.14b	Transportation Facilities Report (TFR): Average daily trip (ADT) generation estimate <700 and property does not abut Arterial Street	\$ 853.78	Each		
2.13.14c	TFR: ADT estimate <700 and property abuts Arterial Street	\$ 1,278.08	Each		
2.13.14d	Transportation Impact Analysis (TIA): ADT 700-999	\$ 3,336.19	Each		
2.13.14e	TIA: ADT 1000 to 2000	\$ 7,422.68	Each		
2.13.14f	TIA: ADT generation over 2001	\$ 10,818.38	Each		
2.13.14g	Transportation Planning Rule	\$ 12,661.76	Each		
2.13.15	Engineering Data and Mapping				
2.13.15a	Aerial Imagery (electronic, georeferenced)	\$ 3,078.77	Each		
2.13.15b	¼ Section Aerial Photo (electronic)	\$ 385.49	Each		
2.13.15c	¼ Section Topo (electronic)	\$ 385.49	Each		
2.13.15d	Permit change fee (enforcement of right of way permits)		Actual Cost of Service		
2.13.16	Building Permits Reviewed by Private Development Engineering				
2.13.16a	Commercial Building Permit Engineering Review	\$ 340.22	Each		
2.13.16b	Temporary Certificate of Occupancy (commercial) Engineering Review	\$ 390.67	Each		
2.13.16c	Cash Bond for Right of Way for Temporary Certificate of Occupancy	\$ 536.84	Each		
	Planning Fee Application Reviewed by Private Development Engineering				
2.13.17	Type I				
2.13.17a	Type I Land Use Application	\$ 419.13			
2.13.17b	Subdivision and partition final plat fee	\$ 984.43	Base fee - first 2 sheets	\$ 426.89	Per add'l sheet
2.13.18	Type II				
2.13.18a	Conditional use permit	\$ 419.13			
2.13.18b	Minor decision	\$ 419.13			
2.13.18c	Minor Master Plan	\$ 9,542.89	Base fee plus		
				\$ 261.31	Per acre up to 40 acres
				\$ 130.65	Per acre 41 to 100 acres
				\$ 67.27	Per acre over 100 acres
2.13.18d	Partition	\$ 836.96			
2.13.18e	Planned Unit Development (PUD) Modification	\$ 1,483.76			
2.13.18f	Replat, Partition	\$ 602.82			
2.13.18g	Replat, Subdivision	\$ 836.96			
2.13.19	Site Plans				
2.13.19a	Site plan alteration 5000 SF or less	\$ 836.96			
2.13.19b	Site plan alteration > 5000 SF	\$ 1,676.51			
2.13.19c	Site Plan Development < 5,000 SF	\$ 1,579.49			
2.13.19d	Site Plan Development 5,000-50,000 SF	\$ 2,979.16			
2.13.19e	Site Plan Development 50,000-75,000 SF	\$ 3,234.00			
2.13.19f	Site Plan Development > 75,000	\$ 4,320.62			
2.13.19g	Site Plan for New Use with no Building	\$ 970.20	Each		
2.13.19h	Subdivision (up to 25 lots)	\$ 3,851.05	Base fee plus		
2.13.19i	Subdivision (over 25)	\$ 45.28	Per lot		
2.13.19j	Subdivision - Phased (up to 25 lots)	\$ 4,557.35	Base fee plus		
2.13.19k	Subdivision - Phased (over 25)	\$ 51.74	Per lot		
2.13.19l	Surface Mining	\$ 1,682.97	Each		
2.13.19m	Tentative Subdivision Approval Modification	\$ 1,483.76			
2.13.19n	Variance Class C	\$ 970.20			
2.13.19o	Waiver & Modification of Public Improvement Standards	\$ 615.75			

Fiscal Year 2024-25 Fee Schedule - Exhibit A

SECTION 2. COMMUNITY DEVELOPMENT					
2.13	Engineering Fees (continued)				
	Description	Fee	Unit		
2.13.19p	Wireless or broadcast facility	\$ 1,682.97			
2.13.20	Type III				
2.13.20a	Appeal of Hearing Officer or Planning Commission Decision with Engineering Issue	\$ 1,734.72			
2.13.20b	Appeal of a Limited Land Use Decision or Land Use Decision with Engineering Issue	\$ 1,734.72			
2.13.20c	Master Development Plan	\$ 16,072.98	Base fee plus		
				\$ 260.75	Per acre up to 40 acres
				\$ 130.38	Per acre 41 to 100 acres
				\$ 66.74	Per acre over 100 acres
2.13.21	Type IV				
2.13.21a	General Plan Map Amendment with or without Concurrent Zone Change	\$ 2,763.13			
2.13.21b	General Plan or Development Code Text Amendment	\$ 1,741.19			
2.13.21c	Development Agreement per ORS chapter 94	\$ 16,072.98			
2.13.21d	UGB Expansion	\$ 8,039.72			
2.13.22	Planning - Other				
2.13.22a	Completeness check - Partition	\$ 197.92			
2.13.22b	Completeness check - Subdivision/Site Review	\$ 197.92			
2.13.22c	Completeness check - Site review > 5000 SF	\$ 197.92			
2.13.22d	Modification of Application - Pending Application		25% of current base fee		
2.13.22e	Modification of Approval (non subdivision or site plan)		50% of current base fee		
	Pre-Application Meeting				
2.13.22f	Vacation of right of way	\$ 5,130.42			
2.13.22g	Annexation agreement	\$ 8,117.34	Each		
2.13.22h	Annexation Fee	\$ 397.14	Per acre		
2.14	Planning Fees				
	Application fees must be paid prior to the city making a determination of whether the application is complete.				
	Related Applications. All applications involving multiple abutting lots with substantially similar proposals are subject to a base fee for the first lot, plus 50% of the base fee for each additional lot included in the request.				
	Per Acre Fee. All per acre fees will be rounded up to the nearest acre for the project site. Type III and Type IV applications processed concurrently are only subject to one per acre fee listed in section 2.15 of this resolution; in these instances the highest of the applicable per acre fee will be assessed.				
	Hearings Officer. In order to pay the rate charged by the Hearings Officer, all applications reviewed by a Hearings Officer, including but not limited to appeals and remands, are subject to a deposit of 65% of the original application fee(s) or \$10,000 whichever is less; in no case shall the deposit be less than \$2,000. At the conclusion of the hearing process, any unexpended funds will be refunded to the applicant/appellant. In the event that the deposited funds are insufficient to cover the expense of the Hearings Officer's decision, the applicant/appellant shall be responsible for paying the additional costs. All Expedited and Middle Housing land division applications are subject to a Hearings Officer deposit at the time of submittal.				
	Replat Fees. The Replat fees are applied for the reconfiguration or elimination of lots or parcels. If new lots or parcels are created, the subdivision or partition fees apply depending on the number of new properties created.				
2.14.01	Type I				
	Description	Fee	Unit		
2.14.01a	Adjustment Request	\$ 1,488.74	Each		
2.14.01b	Design Review Type I	\$ 1,488.74	Each		
2.14.01c	Final Plat – Partition	\$ 1,409.26	Each		
2.14.01d	Final Plat Subdivision - Less than 10 lots	\$ 1,515.24	Each		
2.14.01e	Final Plat Subdivision - 10 to 20 Lots	\$ 1,839.82	Each		
2.14.01f	Final Plat Subdivision - 21 or More Lots	\$ 2,414.45	Each		
2.14.01g	Home Business - Class B	\$ 1,333.08	Each		
2.14.01h	Lot of Record Verification Single Family & Duplex in Subdivision	\$ 1,399.32	Each		
2.14.01i	Lot of Record Verification Commercial/Industrial/Institutional/Multi Family/Single Family no Subdivision	\$ 1,796.76	Each		
2.14.01j	Minimum Development Standards Review (Commercial/Industrial/Institutional/Multi-family)	\$ 1,863.00	Each		
2.14.01k	Minimum Development Standards Exemption	\$ 614.38	Each		
2.14.01l	Minor Decision - Type I	\$ 500.11	Each		
2.14.01m	Property Line Adjustment	\$ 1,844.78	Each		
2.14.01n	Short Term Rental, Type I	\$ 1,217.16	Each		
2.14.01o	Temporary Use	\$ 910.80	Each		
2.14.01p	Wireless or Broadcast Facility Review - Type I	\$ 1,311.55	Each		
2.14.02	Type II				
	Description	Fee	Unit	Add'l Fee	Unit
2.14.02a	Cemetery Subdivision	\$ 2,046.82	Base fee	\$ 52.99	Per lot
2.14.02b	Conditional Use Permit	\$ 4,727.88	Each		
2.14.02c	Declaratory Ruling-Administrative Decision	\$ 3,424.61	Each		
2.14.02d	Design Review CB Zone - Track 1	\$ 2,434.32	Each		
2.14.02e	Design Review Deschutes River, Administrative	\$ 2,859.91	Each		

Fiscal Year 2024-25 Fee Schedule - Exhibit A

SECTION 2. COMMUNITY DEVELOPMENT					
2.14	Planning Fees (continued)				
	Description	Fee	Unit		
2.14.02f	Design Review for Minor Alterations	\$ 2,381.33	Each		
2.14.02g	Design Review New construction/Major Alterations	\$ 2,434.32	Each		
2.14.02h	Expedited Land Division (three or fewer parcels)	\$ 9,401.11	Each (plus Hearings Officer Deposit)		
2.14.02i	Expedited Land Division (four or more lots)	\$ 17,999.06	Base fee plus (plus Hearings Officer Deposit)		
				\$ 291.46	Per lot up to 25 lots
				\$ 233.50	Per lot 26-75 lots
				\$ 57.96	Per lot over 75 lots
2.14.02j	Home Business - Class C	\$ 3,356.71	Each		
2.14.02k	Middle Housing Land Division	\$ 9,401.11	Each (plus \$2,000 Hearings Officer Deposit)		
2.14.02l	Minimum Development Standards Review - Type II	\$ 2,127.96	Each		
2.14.02m	Minor Decision - Type II	\$ 1,369.51	Each		
2.14.02n	Minor Master Plan	\$ 39,038.54	Base fee plus		
				\$ 1,066.46	Per acre up to 40 acres
				\$ 533.23	Per acre 41 to 100 acres
				\$ 273.24	Per acre over 100 acres
2.14.02o	Partition	\$ 9,401.11			
2.14.02p	Planned Unit Development (PUD) Modification	\$ 7,808.04			
2.14.02q	Public Easement Removal	\$ 2,214.07			
2.14.02r	Replat, Partition		1/2 of Partition Base Fee		
2.14.02s	Replat, Subdivision		1/2 of Subdivision Base Fee		
2.14.02t	Short Term Rental, Type II	\$ 3,386.52	Each		
2.14.02u	Signs - Adjustment to Standards	\$ 2,434.32	Each Sign		
2.14.02v	Signs - Appeal of Decision	\$ 2,363.11	Each Application		
2.14.02w	Signs - Minor Master Sign Plan	\$ 3,048.70	Each Application		
2.14.02x	Signs - Major Master Sign Plan	\$ 4,572.22	Each Application		
2.14.02y	Signs - Sign Plan Revision Major (3 or more signs)	\$ 1,470.53	Each Application		
2.14.02z	Signs - Sign Plan Revision Minor (2 or fewer signs)	\$ 930.67	Each Application		
2.14.02aa	Signs - Variance	\$ 2,323.37	Each Application		
2.14.02ab	Site Plan Alteration 5,000 sq/ft or Less	\$ 3,230.86			
2.14.02ac	Site Plan - Major Alteration	\$ 15,132.53	Base fee plus		
				\$ 1,112.83	Per 1,000 sq ft for portion between 5,000 sq ft and 50,000 sq ft
				\$ 500.11	Per 1,000 sq ft for portion between 50,000 and 75,000 sq ft
				\$ 255.02	Per 1,000 sq ft for portion over 75,000
2.14.02ad	Site Plan New Development (include all area within the building footprint(s), including under-structure parking)	\$ 16,859.74	Base fee plus		
				\$ 1,071.43	Per 1,000 sq ft for portion between 5,000 sq ft and 50,000 sq ft
				\$ 500.11	Per 1,000 sq ft for portion between 50,000 and 75,000 sq ft
				\$ 253.37	Per 1,000 sq ft for portion over 75,000
2.14.02ae	Site Plan for New Use With No Building	\$ 2,845.01	Each		
2.14.02af	Solar access permit	\$ 2,426.04	Each		
2.14.02ag	Solar Shade Exemption	\$ 2,426.04	Each		
2.14.02ah	Subdivision	\$ 17,109.79	Base fee plus		
				\$ 296.42	Per lot up to 25 lots
				\$ 238.46	Per lot 26-75 lots
				\$ 59.62	Per lot over 75 lots
2.14.02ai	Subdivision - Phased	\$ 18,045.43	Base fee plus		
				\$ 296.42	Per lot up to 25 lots
				\$ 238.46	Per lot 26-75 lots
				\$ 59.62	Per lot over 75 lots
2.14.02aj	Surface Mining	\$ 14,345.93	Each		
2.14.02ak	Temporary permit	\$ 1,859.69	Each		
2.14.02al	Variance, Class A	\$ 2,715.84	Each		
2.14.02am	Variance, Class B and C	\$ 4,138.34	Each		
2.14.02an	Waiver & Modification of Public Improvement Standards	\$ 2,083.25	Each		
2.14.02ao	Wireless or Broadcast Facility Review - Type II	\$ 3,050.35			

Fiscal Year 2024-25 Fee Schedule - Exhibit A

SECTION 2. COMMUNITY DEVELOPMENT					
2.14.03	Type III and IV				
	Description	Fee	Unit	Add'l Fee	Unit
2.14.03a	Appeal of Administrative Permit Decision (in accordance with ORS 227.175, including maximum cap) There is no charge for an appeal by a recognized Neighborhood District for an appeal of a decision for a site within the neighborhood boundary	\$ 250.00			
2.14.03b	Appeal of a Limited Land Use Decision, Land Use Decision or Type I Application		100% of current base fee and 4% LRP surcharge, up to \$6,883.20		
2.14.03c	Appeal of Expedited or Middle Housing Land Division Decision in accordance with ORS 197.375	\$ 300.00	Each		
2.14.03d	Declaratory Ruling to Hearings Officer	\$ 5,585.69	Each		
2.14.03e	Declaratory Ruling to Planning Commission (Policy Matter)	\$ 5,911.92	Each		
2.14.03f	Design Review CB Zone Track 2	\$ 5,744.66	Each		
2.14.03g	Deschutes River Design Review	\$ 7,157.23	Each		
2.14.03h	Master Plan or Special Planned District	\$ 65,756.45	Base fee plus		
				\$ 1,066.46	Per acre up to 40 acres
				\$ 533.23	Per acre 41 to 100 acres
				\$ 273.24	Per acre over 100 acres
2.14.03i	MR Zone Review Per Plan (facilities or master)	\$ 65,756.45	Base fee	\$ 356.04	Per Acre
2.14.03j	Short Term Rental Development Designation	\$ 7,157.23	Each		
2.14.03k	Zone Change	\$ 8,619.48	Each		
2.14.03l	Comprehensive Plan Map Amendment With or Without Concurrent Zone Change	\$ 21,130.56	Base fee plus		
				\$ 1,020.10	Per acre first 10 acres
				\$ 510.05	Per acre 11 to 40 acres
				\$ 256.68	Per acre over 40 acres
2.14.03m	Comprehensive Plan or Development Code Text Amendment	\$ 25,936.27	Each		
2.14.03n	Development Agreement per ORS Chapter 94				
2.14.03o	UGB Expansion	\$ 28,570.97	Base fee plus	\$ 558.07	Per acre
2.14.04	Planning - Other				
	Description	Fee	Unit		
2.14.04a	Address Change	\$ 510.05	Each		
2.14.04b	Address Miscellaneous		Actual Cost of Service		
2.14.04c	Approval Extensions	\$ 675.65	Each		
2.14.04d	Pre-Application Meeting		Each		
2.14.04e	DMV Licensing, Land Use Compatibility Statement or Zoning Only Verification	\$ 271.58	Each		
2.14.04f	Extended Area Notice		Actual Cost of Service		
2.14.04g	Modification of Application - Pending Application		25% of current base fee		
2.14.04h	Modification of Approval (prior to plat recording or occupancy)		50% of current base fee		
2.14.04i	New Street Name	\$ 104.33	Each		
2.14.04j	Postage/Notification Type II	\$ 264.96	Included in Base Fee - Only Use for Additional Charges		
2.14.04k	Postage/Notification Type III	\$ 503.70	Included in Base Fee - Only Use for Additional Charges		
2.14.04l	Postage/Notification Type IV	\$ 574.08	Included in Base Fee - Only Use for Additional Charges		
2.14.04m	Reconsideration of Decision		25% of current base fee		
2.14.04n	Refund/ Withdrawal of application - No Public Notice Sent/ Prior to Completeness Determination		25% of all Planning Application fees paid (including Fire, PDE, and LRP) will be retained, up to \$3,000		
2.14.04o	Refund/ Withdrawal of application - Notice Sent/ After Completeness Determination if Notice not Required		50% of all Planning Application fees paid (including Fire, PDE, and LRP) will be retained		
2.14.04p	Refund/Withdrawal of application - After Initial Public Hearing		All Planning Application fees will be retained. Not eligible for a refund.		
2.14.04q	Reopen the Record or Remand of Decision		50% of current base fee		
2.14.04r	Research and or Labor Fee (per hour)		Actual Cost of Service		
2.14.04s	Street Name Change	\$ 6,337.29	Each		
2.14.04t	Transcript Fee		Actual Cost of Service		
2.14.04u	Property History/Zoning Verification Letter	\$ 1,950.77	Each		
2.14.04v	Vacation of right of way	\$ 9,061.63	Each		
2.14.05	Planning Fees in Engineering Permits				
	Description	Fee	Unit	Add'l Fee	Unit
2.14.05a	Tier 3 Permit Review	\$ 642.25	Base fee - first 3 hours		
2.14.05b	Grading Permit (includes plan review and inspection)	\$ 208.66	Each		

Fiscal Year 2024-25 Fee Schedule - Exhibit A

SECTION 2. COMMUNITY DEVELOPMENT					
2.14.06	Planning Fees in Building Permits				
	Description	Fee	Unit		
2.14.06a	New Address	\$ 104.33	Per address		
2.14.06b	Re-review - for significant review on 3rd revision or final	\$ 208.66	Each		
2.14.06c	Re-Inspection for more than two site inspections	\$ 208.66	Each		
2.14.06d	Residential Addition or Alteration	\$ 501.77	Each		
2.14.06e	New Commercial, Industrial, Institutional, Multi-Family or Addition (0-99 sheets)	\$ 2,894.69	Each		
2.14.06f	New Commercial, Industrial, Institutional, Multi-Family or Addition (100-199 sheets)	\$ 5,736.38	Each		
2.14.06g	New Commercial, Industrial, Institutional, Multi-Family or Addition (200-299 sheets)	\$ 8,824.82	Each		
2.14.06h	New Commercial, Industrial, Institutional, Multi-Family or Addition (300+ sheets)	\$ 11,900.02	Each		
2.14.06i	Commercial Plan Re-Review (0-25 sheets changed)	\$ 890.93	Each		
2.14.06j	Commercial Plan Re-Review (26-50 sheets changed)	\$ 1,412.57	Each		
2.14.06k	Commercial Plan Re-Review (50-75 sheets changed)	\$ 1,952.42	Each		
2.14.06l	Commercial Plan Re-Review (75-100 sheets changed)	\$ 2,469.10	Each		
2.14.06m	Historic Compliance Review	\$ 208.66	Each		
2.14.06n	Tenant Improvement	\$ 705.46	Each		
2.14.06o	Minor Tenant Improvement	\$ 410.69	Each		
2.14.06p	Minor Improvement (eg: fence, wireless facility co-location or retaining wall)	\$ 314.64	Each		
2.14.06q	New Dwelling Unit Review	\$ 824.69	Per dwelling unit		
2.14.06r	Minor Residential Remodel, Addition, Alteration (interior)	\$ 168.91	Each		
2.14.06s	Minor Mechanical/Electrical/Roof Replacement Review	\$ 112.13	Each		
2.14.07	Historic Applications				
	Description	Fee	Unit	Add'l Fee	Unit
2.14.07a	Demolish or remove a non-contributing / non-historic structure	\$ 2,431.01	Each		
2.14.07b	Demolish or remove a contributing / primary historic structure	\$ 3,240.79	Each		
2.14.07c	Construct a new structure in a historic district or on a resource property	\$ 4,828.76	Each		
2.14.07d	Major alteration/addition of a historic or non-historic structure in a historic district or property	\$ 4,235.22	Each		
2.14.07e	Minor alteration/addition of a historic or non-historic structure in a district or property	\$ 3,308.69	Each		
2.14.07f	Move historic structure from/into historic district or property	\$ 3,916.44	Each		
2.14.07g	Ordinance to remove/add a property to the city's inventory of designated historic and cultural resources	\$ 4,860.71	Each		
2.14.07h	Ordinance to add a historic district to the city's inventory of designated historic and cultural resources. (fee does not apply to nominations to the National Park Service for National Register Historic Districts.)	\$ 16,137.72	Base fee plus	\$ 10,133.06	Per acre
2.14.07i	Ordinance to add Drake Park or Old Town historic districts to the city's inventory of designated historic and cultural resources.	\$ 9,926.06	Base fee plus	\$ 1,182.38	Per acre
2.14.07j	Appeal Landmarks Commission decision to City Council	\$ 6,604.13	Base fee plus	Actual Cost of Service	
2.14.07k	Signs, awnings or canopies installed on a historic site/building (building – mounted & freestanding)	\$ 712.08	Each		
2.14.07l	Interior window sign in a historic building	\$ 405.72	Each		
2.14.07m	Minor Historic Decision - Type I	\$ 500.11	Each		

Fiscal Year 2024-25 Fee Schedule - Exhibit A

SECTION 2. COMMUNITY DEVELOPMENT					
2.14.08	Planning Documents and Agreement				
	Description	Fee	Unit		
2.14.08a	Build over lot line agreement	\$ 415.66	Each		
2.14.08b	Non-Statutory Development Agreement	\$ 5,431.68	Each		
2.14.08c	Performance Agreement and Release (Private)	\$ 993.60	Each		
2.14.08d	Private easement agreement	\$ 746.86	Each		
2.14.08e	Private Shared Parking Agreement	\$ 746.86	Each		
2.14.08f	Release of Planning Agreement	\$ 741.89	Each		
2.14.08g	Restrictive Covenant	\$ 746.86	Each		
2.14.08h	Use Agreement for Compliance with City Code	\$ 415.66	Each		
2.14.08i	Residential Occupancy Exception Agreement	\$ 253.00	Each		
2.14.09	One-Time UGB Expansion (SB 1537)				
	Description	Fee	Unit		
2.14.09a	Comprehensive Plan Text Amendment	\$ 25,935.95	Each		
2.14.09b	Comprehensive Plan Map Amendment	\$ 21,130.10	Each		
2.14.09c	Urban Growth Boundary Amendment	\$ 28,570.60	Each		
2.14.10	Sign Permits				
	Description	Fee	Unit	Add'l Fee	Unit
2.14.10a	Temporary sign registration fee				
2.14.10b	Portable sign in Downtown District registration fee	\$ 108.48	Per calendar year		
2.14.11	Illuminated and Non-Illuminated Signs: Building or freestanding signs without internal lighting or other electrical components				
2.14.11a	Up to 8 sq ft	\$ 240.47	Base fee plus 65% of base fee if 2.1.10 applies		
2.14.11b	Over 8 sq ft and up to 40 sq ft	\$ 332.68	Base fee plus 65% of base fee if 2.1.10 applies		
2.14.11c	Over 40 sq ft and up to 80 sq ft	\$ 423.08	Base fee plus 65% of base fee if 2.1.10 applies		
2.14.11d	Over 80 sq ft	\$ 491.78	Base fee plus 65% of base fee if 2.1.10 applies		
2.14.11e	Sign on Wall or Window that is Painted, Vinyl or Paper	\$ 240.47	Each sign plus	\$ 3.62	
2.14.11f	Investigation fee (for commencement of work without a permit)	\$ 227.18	per hour or portion thereof (minimum charge 1 hour)		
2.14.11g	Sign Recovery	\$ 101.25	Per occurrence		
2.14.11h	Mural sign	\$ 596.65			
2.14.11i	Additional plan review for alteration of, or addition to, an existing sign or sign structure that will result in less than 30 percent change to the original sign size, shape or height of a sign. Also includes alterations to the sign location on the same site, illumination, and the replacement of materials. Alterations or additions beyond 30% of the original sign or sign structure size, shape or height of a sign require the submittal of a new sign permit and applicable fees.	\$ 144.64	Each plus	\$ 233.23	Per hour or fraction thereof for any part of an hour over 30 minutes
2.14.11j	Renewal of expired permit	50% of current sign permit fee	Or \$90.29 whichever is greater		
2.14.11k	Accelerated Quick Start – Optional Program (if city can accommodate)	2 times the total sign permit fees	Or \$178.99 whichever is greater		
2.15	Annexation Fees				
	Description	Fee	Unit		
2.15.01	Annexation fee per acre, or portion thereof	\$ 1,356.26	Per acre or as otherwise authorized by the Council in an annexation agreement. This fee is exempt from the Long Range Planning Surcharge of 4%.		
2.15.02	Annexation agreement (Planning Division fee)	\$ 31,225.54	Each		
2.16	Ballot Measure 49 Claims				
	Description	New Fee	Unit	Add'l Fee	Unit
2.16.01	Initial Claim Filing	\$ 7,142.88	Base fee plus	\$ 1,242.00	Per dwelling/lot/ parcel
2.17	Fire Prevention Plan Review Fees				
	Description	Fee	Unit		
2.17.01	Type I Fire Prevention Reviews				
2.17.01a	Change of use	\$ 112.61	Each		
2.17.01b	Design Review – Minor Alteration	\$ 86.11	Each		
2.17.01c	Site Plan – Minor Alteration	\$ 213.62	Each		
2.17.02	Type II Fire Prevention Reviews				
2.17.02a	Change of use	\$ 177.19	Each		
2.17.02b	Conditional Use	\$ 301.39	Each		
2.17.02c	Design Review – Track 1	\$ 221.90	Each		
2.17.02d	Design Review for Minor Alterations	\$ 91.08	Each		
2.17.02e	Design Review - New construction/Major Alterations	\$ 304.70	Each		
2.17.02f	Partition – Comm/Indust/Institutional	\$ 319.61	Each		
2.17.02g	Partition – Residential	\$ 365.98	Each		
2.17.02h	Planned Unit Development (PUD) – Modification	\$ 377.57	Each		
2.17.02i	Site Plan – Major Alteration	\$ 771.70	Each		
2.17.02j	Site Plan – New Development	\$ 917.42	Each		
2.17.02k	Subdivision - Comm/Indust/Institutional	\$ 1,114.49	Each		
2.17.02l	Subdivision – Residential	\$ 1,175.76	Each		
2.17.02m	Subdivision – Phased Residential	\$ 1,285.06	Each		
2.17.02n	Tentative subdivision Approval Modification	\$ 629.28	Each		
2.17.02o	Variance – Class A	\$ 175.54	Each		

Fiscal Year 2024-25 Fee Schedule - Exhibit A

SECTION 2. COMMUNITY DEVELOPMENT					
2.17	Fire Prevention Plan Review Fees (continued)				
	Description	Fee	Unit		
2.17.02p	Variance – Class B Comm/Indust/Institutional/Multi-family	\$ 496.80	Each		
2.17.02q	Variance – Class B Single Family/Duplex/Triplex	\$ 319.61	Each		
2.17.02r	Variance – Class C	\$ 409.03	Each		
2.17.03	Type III Fire Prevention Reviews				
2.17.03a	Design Review CB Zone – Track 2	\$ 317.95	Each		
2.17.04	Master Development Plan or Special Planned District Fire Prevention				
2.17.04a	Smaller than 20 acres	\$ 2,580.05	Each		
2.17.04b	21 to 40 acres	\$ 2,750.62	Each		
2.17.04c	41 to 100 acres	\$ 3,848.54	Each		
2.17.04d	Larger than 100 acres	\$ 5,166.72	Each		
2.17.04e	MR Zone Review per plan (facilities or master)	\$ 2,676.10	Each		
2.17.05	Type IV Fire Prevention Reviews				
2.17.05a	Comprehensive Plan Diagram Map Amendment	\$ 1,435.75	Each		
2.17.05b	Plan Text Amendment	\$ 1,033.34	Each		
2.17.05c	Development Agreement per ORS Chapter 94	\$ 3,638.23	Each		
2.17.06	Pre-submittal Partition	\$ 56.30	Each		
2.18	Property Tax Exemption				
	Description	Fee	Unit		
2.18.01	Affordable Rental Housing and Non-Profit Tax Exemption Application				
2.18.01a	Up to 15 units	\$ 315.00	Each		
2.18.01b	16 to 30 units	\$ 630.00	Each		
2.18.01c	31 or more units	\$ 840.00	Each		
2.18.02	Multi-Unit Property Tax Exemption				
2.18.02a	Multi-Unit Property Tax Exemption Application Fee	\$ 5,800.00	Each		
2.19	Community Development General Administration				
	Description	Fee	Unit	Add'l Fee	Unit
2.19.01	Reproduction and printing fees - black and white; 11 x 17 or smaller	\$ 1.82	First page	\$ 0.18	Each additional page
2.19.02	Reproduction and printing fees – color; 11 x 17 or smaller	\$ 2.42	First page	\$ 0.61	Each additional page
2.19.03	Large format printing – black and white; larger than 11 x 17	\$ 6.05	Per sheet		
2.19.04	Large format printing – color; larger than 11 x 17	\$ 49.61	Each		
2.19.05	Copies - CD, each	\$ 13.31	Each		
2.19.06	Recording Fees (County)		Actual Recording Cost + 25%		

Fiscal Year 2024-25 Fee Schedule - Exhibit A

SECTION 3. LEGAL and JUDICIAL:			
3.1	Municipal Court		
	<i>Description</i>	<i>Fee</i>	<i>Unit</i>
3.1.01	Setting aside conviction or arrest record (expungement)	\$ 85.00	Each
3.1.02	Court costs		
3.1.02a	Traffic & ordinance violation	\$ 11.00	Each
3.1.02b	Criminal	\$ 22.00	Each
3.1.02c	Suspension packet	\$ 12.00	Each
3.1.02d	Vacate conviction and/or suspension	\$ 26.00	Each
3.1.02e	Supervision of Deferred Adjudication and Probation and Administrative Fee	\$ 31.00	Per Court Appearance
3.1.02f	Payment Plan Administrative Fee	\$ 30.00	Per Payment Plan
3.1.02g	Bicycle Safety School Administrative Fee	\$ 40.00	Per Class Authorized
3.1.02h	Citation Administrative Fee	\$ 65.00	Per Violation/Infraction
3.1.03	Failure to appear		
3.1.03a	Arraignment or subsequent appearance (except trial)	\$ 50.00	Each
3.1.03b	Trial (no jury)	\$ 159.00	Each
3.1.03c	Suspend (ORS regulated)	\$ 15.00	Each
3.1.03d	Warrant	\$ 26.00	Each
3.1.03e	Miscellaneous Petitions/Motions	\$ 50.00	Each
3.1.04	Collection Agency Charges: (court per ORS 137.118)		17.50% of the balance, up to a \$250 maximum.
	Note: Accounts sent to collection are subject to legal judgment collection fees charged by the collection agency (fees that are incurred during the process of filing a legal judgment and costs incurred during the collection of debt). These fees are payable upon payment of account balance.		
	Note: In addition to the fees listed above, additional fines and fees may be assessed by court order by the Municipal Court Judge.		
3.2	Parking Penalties		
	<i>Description</i>	<i>Fee</i>	<i>Unit</i>
3.2.01	Parking Penalties		
3.2.01a	Overtime Parking and Meter Violation (Paid within 48 hours)	\$ 12.00	Each
3.2.01b	Overtime Parking and Meter Violation (Paid within 10 days)	\$ 25.00	Each
3.2.01c	Overtime Parking and Meter Violation (Paid after 10 days)	\$ 45.00	Each
3.2.02	Prohibited Parking	\$ 50.00	Each
3.2.03	Habitual Parking Offender		
	The penalty for repeated parking violations within any 365 consecutive day period shall be increased as follows:		
3.2.03a	1. Five to nine parking violations:	200%	of applicable penalty
3.2.03b	2. Ten to fourteen parking violations:	300%	of applicable penalty
3.2.03c	3. Fifteen or more parking violations:	400%	of applicable penalty
3.2.04	Parking Citation Administrative Fees		
3.2.04a	a. Parking Citation Administrative Fee	\$ 15.00	Each
3.2.04b	b. Parking Citation Online Payment Administrative Fee	\$ 2.25	Each
	If the violator refuses to pay the above fees, then the violator's vehicle may be subject to impoundment and/or booting fees of \$150.00 in addition to the violation fees described above.		
	The fees listed in this section may be reduced by written policies adopted by the City Manager or the Parking Hearing Officer that adopts standards for granting the reduction. Additional fees may apply for parking services provided by third-party vendors. Use of such services is voluntary. In no event shall parking vendor fees exceed the fee amounts authorized by agreement with the City.		

Fiscal Year 2024-25 Fee Schedule - Exhibit A

SECTION 4. REGULATORY:			
4.1	License Fees		
	Description	Fee	Unit
(All license fees are annual unless specified otherwise. Bend Code reference is noted in parenthesis.)			
4.1.01	Rentals		
4.1.01a	Americans with Disabilities Act Sign Rental	\$ 5.00	per sign
4.1.01b	Outlet Adapter Rental	\$ 50.00	per adapter
4.1.02	Refunds		
4.1.02a	Refund/Withdrawal of a license, permit or registration application		Maximum of 75% of fee
4.1.03	Secondhand Dealers and Pawn Brokers (7.25)		
4.1.03a	Annual license application (plus any applicable state fees)	\$ 80.00	
4.1.04	State Liquor License Application Endorsements		
4.1.04a	Liquor License (ORS 471 and 472)	\$ 25.00	
4.1.04b	Liquor License Temporary (ORS 471 and 472)	\$ 25.00	
4.1.05	Private Security (7.15)		
4.1.05a	Private Security Company License (7.15.010)	\$ 80.00	
4.1.06	Right of Way Licenses (7.20)		
4.1.06a	Sidewalk Vendor Annual Application	\$ 500.00	
4.1.06b	Sidewalk Vendor Deposit	\$ 350.00	
4.1.06c	Sidewalk Café Annual Application	\$ 200.00	
4.1.07	Special Events (7.40)		
4.1.08	Permit Application	\$ 1,000.00	
4.1.09	Special Event Permit - Race-only Application	\$ 500.00	
4.1.09a	Accessibility plan review	\$ 55.00	
4.1.10	Additional fee for utilization of Police Department personnel for services including but not limited to traffic safety and event security		Actual Cost of Service, estimated as follows: Traffic Officer \$134/hr Police Officer \$130/hr Community Service Officer \$119/hr Corporal \$134/hr Sergeant \$145/hr
4.1.10a	Additional fee for traffic signal operational changes performed by Oregon Department of Transportation (ODOT)		Actual Cost of Service, estimated as follows: ODOT Electrical Support \$150/hr
4.1.10b	Appeal of Permit Decision	\$ 200.00	Per appeal
4.1.11	Vehicle for Hire Licenses (7.35)		
4.1.11a	Initial Application - Taxi	\$ 600.00	
4.1.11b	Initial Application - Transportation Network Company	\$ 2,300.00	
4.1.11c	Appeal of License Decision - Taxi	\$ 200.00	Per taxi appeal
4.1.11d	Appeal of License Decision - Transportation Network Company (TNC)	\$ 400.00	Per TNC appeal
4.1.11e	Alcohol Consumption Permit for Approved Vehicles	\$ 130.00	Per Year, Per Vehicle
4.1.12	Business Registration (7.05.045)		
4.1.12a	For profit business	\$ 110.00	per year initial registration
4.1.12b	Non-profit business	\$ -	
4.1.12c	Late Filing Fee (eligible up to 30 days past expiration)	\$ 20.00	
4.1.12d	Renewal Fee	\$ 85.00	per year
4.1.13	Marijuana Business Operating Licenses (7.50.035)		
4.1.13a	Original Application	\$ 1,000.00	Per application
4.1.13b	Renewal Application	\$ 500.00	Per application
4.1.13c	Modification of Approved Application	\$300, or Actual cost of service in the event staff review is greater than \$300	
4.1.13d	Appeal of License Denial	\$1,000 deposit, then actual cost of service	
4.1.13e	Untimely Application for Renewal or Modification (past 30 days of renewal/modification date)	\$ 500.00	Per application
4.1.14	Burning Permits		
4.1.14a	Burning permit: Agricultural & commercial	\$ 20.00	Per year
4.1.15	Social Gaming License (7.30)		
4.1.15a	Annual License Application	\$ 80.00	Per table
4.1.15b	Appeal of License Decision	\$ 100.00	Deposit, the actual cost of service
4.1.16	Noise Variance Permit (5.50)		
4.1.16a	Permit Application	\$ 250.00	Per application
4.1.16b	Appeal of Permit Decision	\$ 100.00	Per appeal

Fiscal Year 2024-25 Fee Schedule - Exhibit A

SECTION 4. REGULATORY:			
4.1	License Fees (continued)		
	<i>Description</i>	<i>Fee</i>	<i>Unit</i>
4.1.16c	Short Term Rental License (7.16)		
4.1.17	Short Term Rental Application	\$ 350.00	Per application
4.1.18	Short Term Rental Renewal Application	\$ 255.00	Per application
4.1.19	Short Term Rental Application Late Fee	\$ 55.00	Per application
4.1.20	Short Term Rental Transportation Fee		See 6.10.02e
4.1.21	Appeal of License Decision	\$ 200.00	Per appeal
4.1.22	Commercial Parklet Accessibility Plan Review	\$ 50.00	Per application
4.1.23	Commercial Parklet Application	\$ 1,000.00	Per application
4.1.24	Commercial Parklet Renewal Application - minimal or no changes	\$ 250.00	Per application
4.1.25	Commercial Parklet Renewal Application - major changes requiring staff inspection	\$ 750.00	Per application
4.1.26	Monthly Commercial Parklet Fee (per space or portion thereof)	\$ 60.00	Per month, per space
4.1.27	Appeal of Café, Vendor or Parklet License Decision	\$ 100.00	
4.1.28	Qualified Contractors Licenses (3.40)		
4.1.28a	Qualified Contractor Annual Application	\$ 250.00	Each
4.1.28b	Qualified Contractor Appeal of License Decision	\$ 55.00	Per appeal

Fiscal Year 2024-25 Fee Schedule - Exhibit A

SECTION 5. UTILITY CHARGES:			
5.1	Utility Administrative Fees		
	<i>Description</i>	<i>Fee</i>	<i>Unit</i>
5.1.01	Account Service Deposit	\$ 125.00	
	Note: Deposits are required for new customers to the City for water and sewer utilities, previous customers who have not maintained a full year of good credit, and any previous customer sent to collections. Deposits are refundable without interest if no shutoff or late payments occur within one year of the first billing period. Deposits may be transferred to new accounts or to cover any outstanding amounts owing on other accounts of the same account-holder.		
5.1.02	Account Set Up Fee	\$ 15.00	
5.1.03	Delinquent Account Collection Charges		
5.1.03a	Late Notice Fee	\$ 10.00	
5.1.03b	Sewer and/or Stormwater Service Delinquency Fee	\$ 20.00	
5.1.04	Franchise Fees assessed against water and sewer revenues, excluding deposits, for customers residing within the City of Bend.	6%	Franchise fees are assessed to City customers to reimburse the City for the cost of the utility license fee set forth in Bend Municipal Code Section 3.20.020
	Note: Water Delinquency Fees are included in section 5.2		
5.2	Water		
	<i>Description</i>	<i>Fee</i>	<i>Unit</i>
	All water service charges will be prorated based on a 30-day billing cycle unless otherwise specified. * Charges determined under contract with specific entities may take precedent over fees listed below.		
5.2.01	Metered water fees-Inside City		
	Minimum water charge for metered accounts according to meter size		
5.2.01a	3/4" meter	\$ 27.07	
5.2.01b	1" meter	\$ 31.14	
5.2.01c	1 1/2" meter	\$ 41.20	
5.2.01d	2" meter	\$ 53.33	
5.2.01e	3" meter	\$ 85.72	
5.2.01f	4" meter	\$ 122.11	
5.2.01g	6 " meter	\$ 223.15	
5.2.01h	8" meter	\$ 344.45	
5.2.01i	10" meter	\$ 486.00	
5.2.01j	12" meter	\$ 651.75	
5.2.01k	All water use	\$ 2.25	Per 100 cu ft
5.2.02	Metered water fees-Outside City		
	Minimum water charge for metered accounts according to meter size		
5.2.02a	3/4" meter	\$ 40.61	
5.2.02b	1" meter	\$ 46.71	
5.2.02c	1 1/2" meter	\$ 61.81	
5.2.02d	2" meter	\$ 80.00	
5.2.02e	3" meter	\$ 128.59	
5.2.02f	4" meter	\$ 183.18	
5.2.02g	6 " meter	\$ 334.73	
5.2.02h	8" meter	\$ 516.67	
5.2.02i	10" meter	\$ 729.02	
5.2.02j	12" meter	\$ 977.64	
5.2.02k	All water use	\$ 3.37	Per 100 cu ft
5.2.03	Bulk sales charge		
	Charges for bulk sales of water shall be as follows per:		
5.2.04	Portable fire hydrant meter and backflow assembly unit		
5.2.04a	Installation, setup, & retrieval fee	\$ 180.00	
5.2.04b	Relocation fee	\$ 135.00	Per occurrence
5.2.04c	Annual testing fee	\$ 110.00	Per occurrence
5.2.04d	Monthly use fee	\$ 53.33	Based on a 30-day billing cycle
5.2.04e	Consumption charge	\$ 2.25	Per 100 cu ft
5.2.05	Bulk sales to other water purveyors		
5.2.05a	Consumption charge	\$ 2.25	Per 100 cu ft
5.2.05b	Monthly base charge according to meter size within the City - Refer to Section 5.1.02		
5.2.05c	Monthly base charge according to meter size outside the City - Refer to Section 5.1.03		
	Customers requesting bulk sales of water from a Portable Fire Hydrant Meter and Backflow Assembly Unit must apply for use permits and pay installation fee and/or daily use fee in advance of use on the City's Online Permit Center Portal. The Monthly Use Fee and Consumption Charges for use of the Portable Fire Hydrant Meter and Backflow Assembly unit will be billed on a monthly basis for permits longer than 30 days.		
5.2.06	Water Meter Installation Charges * (City installed pre-plumbed services only)		
5.2.06a	Single family residential (including duplexes)		
5.2.06b	3/4" Water Meter	\$ 785.00	
5.2.06c	1" Water Meter and backflow prevention device	\$ 985.00	
5.2.06d	Commercial and Multi-family (backflow prevention device installed by owner/developer)		
5.2.06e	1" Water Meter	\$ 505.00	
5.2.06f	1 1/2" Water Meter	\$ 1,480.00	
5.2.06g	2" Water Meter	\$ 1,440.00	
5.2.06h	Irrigation Meters (backflow prevention device installed by owner/developer)		
5.2.06i	3/4" Water Meter	\$ 450.00	
5.2.06j	1" Water Meter	\$ 505.00	
5.2.06k	1 1/2" Water Meter	\$ 990.00	
5.2.06l	2" Water Meter	\$ 890.00	
5.2.07	Other Water Service Charges		

Fiscal Year 2024-25 Fee Schedule - Exhibit A

SECTION 5. UTILITY CHARGES:					
5.2	Water (continued)				
	Description	Fee	Unit	Add'l Fee	Unit
	Same day water turn-on or turn-off service (other than emergency or shut-off for delinquency) *				
5.2.07a	Regular business hours 8:00 am to 5:00 pm Monday through Friday	\$ 50.00			
5.2.07b	Non business hours - weekdays from 5:00 pm to 8:00 pm and weekends or holidays from 8:00 am to 8:00 pm. Service is not available after 8:00 pm on any day.	\$ 100.00			
5.2.07c	Turn-on or turn-off for scheduled repairs Service is only available during regular business hours. *				
5.2.07d	Regular business hours 8:00 am to 5:00 pm Monday through Friday	\$ 25.00			
5.2.07e	Water Conservation Compliance Inspection Fee	\$ 84.00	Per Hour		
5.2.08	Delinquent account, enforced collection charges*				
5.2.08a	Water Service Delinquency Base Fee	\$ 65.00			
5.2.08b	Water Service Delinquency After Hours Fee - Additional fee for same day restoration during non-business hours on weekdays 5:00 PM to 8:00 PM and on weekends or holidays 8:00 AM to 8:00 PM. Service is not available after 8:00 PM on any day.	\$ 100.00	In addition to the water service delinquency base fee.		
5.2.09	Backflow Prevention Trailer	\$ 172.00	First three hours, three hour minimum	\$ 57.00	for each hour over 3 hours
	Note: additional labor costs will apply based on actual cost of service				
5.2.10	Materials and labor charges				
	All labor performed or materials furnished by the City on privately funded water facilities will be billed on a time and material basis. Labor charges cost will be increased by one-hundred percent (100%) to adjust for fringe benefits and overhead. Materials cost will be increased by twenty percent (20%) for storage, shipping, and handling expense.				
5.2.11	Lock Access / Restoration Fee		Will be processed in accordance with section 6.9 Utility and Transportation and Mobility Departments Charges		
5.2.12	Payment of water charges				
5.2.12a	Payment for all water charges shall be due 13 days after the billing date and shall be considered delinquent if not paid for the last two billing cycles. When two months' charges become due the City will send a shut-off notice at any time after the due date for the second unpaid bill and will be subject to shutoff or termination per City policy 10 calendar days after the shut-off notice. All charges for the use of City water shall be the responsibility of the user. All properties connected to the City's water system shall pay at least a minimum charge.				
5.2.13	Termination of service				
5.2.13a	Water service is subject to termination if all water service charges are not paid when due or if all rules and regulations controlling the use of water are not complied with. Service may only be resumed after compliance and/or payment of the applicable service charges described in Section 5.2.07, above. An After Hours Service Agreement ("promissory note") may be required in order to reinstate or establish water service outside of normal business hours. No payments will be accepted by field personnel.				
5.3	Water Reclamation - Sewer				
	Description	Fee	Unit		
	All charges for City wastewater service will be prorated based on a 30-day billing cycle unless otherwise specified.* Charges determined under contract with specific entities may take precedent over fees listed below.				
	Monthly sewer charges for all customers include a base charge and a volume charge. The volume charge is calculated using monthly water meter readings of actual water usage, based on a Winter Quarter Average (WQA). WQA is the average water consumption during the billing periods between December and February. Using winter months helps to exclude outdoor water use when calculating the monthly average output of wastewater for households. WQA is recalculated and the sewer volume charge is adjusted annually in July. In the event that the City does not have monthly meter readings of actual water usage data to calculate the WQA, or the WQA calculation is zero for an account, the sewer volume charge will be based on the WQA default value. The WQA default value for single family residential and commercial customers is based on the average monthly winter water consumption for single family homes served by the City of Bend. The current single family residential and commercial WQA default value is 439 cubic feet. The WQA default value for multi-family customers is based on 80% of the average monthly winter water consumption for single family homes served by the City of Bend. The current WQA default value for multi-family customers is 351 cubic feet per unit.				
5.3.01	Single family residential charges				
5.3.01a	a. Base Charge	\$ 41.20			
5.3.01b	b. Volume Charge	\$ 4.32	Per 100 cu ft of WQA		
	The water meter volume used shall exclude summer irrigation flows.				
5.3.02	Multi-Family Residential Charges				
5.3.02a	a. Base Charge (per Unit)	\$ 16.28			
5.3.02b	b. Volume Charge	\$ 4.32	Per 100 cu ft of WQA		
	The water meter volume used shall exclude summer irrigation flows.				
5.3.03	Non-residential Standard				
	The non-residential standard customer class refers to non-residential customers that do not meet the criteria to be included in the Extra Strength Charge program.				
5.3.03a	a. Base Charge	\$ 41.20			
5.3.03b	b. Volume Charge	\$ 4.32	Per 100 cu ft of WQA		
	The water meter volume used shall exclude summer irrigation flows.				
	Industrial pretreatment charges				

Fiscal Year 2024-25 Fee Schedule - Exhibit A

SECTION 5. UTILITY CHARGES:					
5.3	Water Reclamation - Sewer (continued)				
	Description	Fee	Unit	Add'l Fee	Unit
5.3.04	Extra strength charges (ESC)				
	Sewer service is provided to all users at a base fee if the wastewater discharged is below the domestic wastewater maximum of 500 parts per million (ppm) of Biochemical Oxygen Demand (BOD) and 500 ppm of Total Suspended Solids (TSS). These laboratory tests evaluate the strength of the wastewater and therefore the amount of treatment needed before discharge of the final wastewater product from the treatment plant. The BOD test indicates the amount of oxygen that is required to reduce the strength of the pollution to an acceptable level, and the TSS indicates how much visible matter is in the wastewater that will need to be separated at the treatment plant.				
	All non-residential users who discharge wastewater into the City wastewater system above the domestic wastewater maximum for BOD and TSS shall pay as described under 5.3.04. Users discharging at this rate may opt to pay for BOD and TSS discharge on a per pound basis at the rates identified in 5.3.08.				
5.3.04a	Base Sewer Charge	\$ 41.20	Per 30-day billing cycle		
5.3.04b	ESC Program Fee	\$ 38.44	Per 30-day billing cycle		
5.3.04c	ESC monitored application	\$ 250.00	Per application		
5.3.05	Volume Charge per ESC Category				
5.3.05a	ESC Low	\$ 12.16	Per 100 cubic feet of average winter water usage		
5.3.05b	ESC Medium	\$ 13.92	Per 100 cubic feet of average winter water usage		
5.3.05c	ESC High	\$ 17.45	Per 100 cubic feet of average winter water usage		
5.3.05d	ESC Super High	\$ 19.60	Per 100 cubic feet of average winter water usage		
5.3.06	Reclassification application without sampling and/or monitoring	\$ 118.00	Per application		
5.3.07	Appeal process without sampling and/or monitoring	\$ 150.00	Per appeal		
	Please note: additional monitoring and/or sampling fee (see 5.3.15 below) may apply to reclassification and/or appeal requests.				
5.3.08	ESC Pretreatment				
5.3.08a	ESC Total suspended solids (TSS) rate	\$ 0.69	per pound		
5.3.08b	ESC Biochemical oxygen demand (BOD) rate	\$ 0.61	per pound		
5.3.09	Industrial permit (new)	\$ 1,500.00			
5.3.10	Industrial permit annual (discharging)	\$ 1,405.00			
5.3.11	Industrial permit renewal (discharging) (every 1-5 years)	\$ 265.00			
5.3.12	Industrial permit modification requested by permittee (discharging)	\$ 200.00			
5.3.13	Industrial permit annual (non-discharging)	\$ 100.00			
5.3.14	Annual inspection	\$ 150.00			
5.3.15	Flow monitoring and/or sampling event	\$ 250.00	Per event		
	A non-residential sewer user may request in writing to the City for a reduction if the user can demonstrate that the water delivered to the user does not reflect the water discharged into the wastewater system. This reduction shall be made according to measurement by an approved means by the City of Bend at the user's expense).				
5.3.16	Application and plan review of industrial user	\$ 300.00			
5.3.17	On-Site Evaluation (per employee)	\$ 75.00	Per half hour for each City employee attending		
5.3.18	Administrative Fines	\$ 6,250.00	Maximum charge, per violation, per day		
5.3.19	Other water reclamation charges				
5.3.19a	Septic sewage dumping fee	\$ 0.13	Per gallon		
5.3.20	Wastewater effluent recycled water (1 acre foot = 43,560 cu ft)				
5.3.20a	Class C	\$ 39.47	Per acre foot		
5.3.20b	Class B	\$ 39.47	Per acre foot		
5.3.20c	Class A	\$ 176.49	Per acre foot		
5.3.20d	Sewer Cleaner (Vactor) Discharge Fee	\$ 100.00	Per Trip		
5.3.20e	Sewer TV Inspection (existing sewer line)	\$ 225.50	Per Trip		
5.3.20f	Sewer TV Inspection Site Not Ready	\$ 110.00	Per Trip		
5.3.21	Lock Access / Restoration Fee	Will be processed in accordance with section 6.9 Utility and Transportation and Mobility Departments Charges			
5.3.22	Payment of Sewer Service Charges				
	All sewer service charges are due upon billing and are delinquent if not paid by the tenth day following the billing date. When two months' charges become due, the account is considered delinquent and will be subject to delinquency fees.				
5.3.23	Sewer Connection Fee	\$ 10,246.00	Southeast Interceptor (SEI): As provided in the temporary Septic to Sewer COVID-19 Relief Program, property owners along the SEI that obtain permits to connect between March 16, 2021 and March 15, 2022 will be charged 50% of the Connection Fee. Properties along the SEI that obtain a plumbing permit to connect on or after March 16, 2022 will be charged the full Connection Fee. Desert Woods and Neighborhood Extension Project: Properties along the Desert Woods Project that connect within 3 years from the date of the Notice of Operational Completion (NOC) will be charged 50% of the Connection Fee. Properties along the Desert Woods Project that connect after three years from the date of the NOC will be charged the full Connection Fee. All other projects: Property owners will be charged 50% of the current sewer Connection Fee if a plumbing permit is obtained within two years of the NOC. After that time, the full Connection Fee will be charged. Property owners that receive a Connection Fee Waiver are exempt from paying the Connection Fee.		

Fiscal Year 2024-25 Fee Schedule - Exhibit A

SECTION 5. UTILITY CHARGES:			
5.4	Stormwater		
	<i>Description</i>	<i>Fee</i>	<i>Unit</i>
	The City's stormwater service charge will be prorated based on a 30-day billing cycle. For single family residential and duplex customers who only receive stormwater services.		
	Stormwater credits and exemptions will be determined by Resolution No. 2660, as it may be amended.		
5.4.01	Single family and duplex residential charges		
5.4.01a	a. General service charge	\$ 7.55	
5.4.02	Multi-family residential and non-residential charges		
5.4.02a	a. General service charge	\$ 7.55	Per Equivalent Residential Unit (ERU)
5.4.03	Stormwater TV Inspection (existing sewer line)	\$ 225.50	Per Trip
5.4.04	Stormwater TV Inspection Site Not Ready	\$ 110.00	Per Trip
5.4.05	Stormwater Compliance Inspection Fee	\$ 82.00	Per Hour
5.4.06	Definitions		
	a. General service charge – The general service charge is defined as the minimum stormwater charge assessed to the person responsible for paying the assessment. The person responsible is defined as any owner, agent, occupant, lessee, tenant, contract purchaser, or other person occupying or having the right to occupy a property with manmade impervious surface area. The general service charge shall be calculated by multiplying the ERUs for the lot by the most current per ERU fee as periodically determined by the City. The charge may fund operations, maintenance, replacements and improvements to the stormwater system including payment of debt service for capital improvement bonds.		
	b. Equivalent Residential Unit (ERU): One Equivalent Residential Unit (ERU) is defined as the average amount of impervious surface area on a single family residential lot in the City. The City has determined that one ERU is 3,800 square feet of impervious surface area. Except as may be provided in the Stormwater Credits and Opt-Out Program, the minimum number of ERUs for a lot with any amount of impervious surface area is one. Where the calculation results in a more than 1.0 ERU, the result shall be rounded to the nearest whole ERU.		
	c. Impervious Surface: A hard surface area that either prevents or retards the entry of water into the soil mantle. Common impervious surfaces include: building roofs, walkways, patios, driveways, parking lots, concrete or asphalt paving, gravel roads, and packed earthen materials.		
	d. Residential:		
	1. Single family dwelling is (1) one equivalent residential unit (ERU).		
	2. Two-family or duplex dwelling is (1) one ERU for purposes of stormwater impervious surface coverage.		
	3. Multi-Family – is calculated as non-residential.		
	e. Non-Residential (including multi-family residential):		
	1. Total measured impervious surface is divided by 3,800 sq. ft. and rounded to the nearest whole ERU to determine the total number of ERUs attributable to the property		
5.4.07	Payment of Stormwater Service Charges		
	All stormwater service charges are due upon billing and are delinquent if not paid by the tenth day following the billing date. When two months' charges become due, the account is considered delinquent and will be subject to delinquency fees.		
	Note: The City reserves all legal options to collect nonpayment of stormwater service charges. The City will not assess or enforce liens.		
5.5	Fire Service Charges Included on Utility Bill		
	<i>Description</i>	<i>Fee</i>	<i>Unit</i>
	The City's Fire Service charges will be prorated based on a 30-day billing cycle unless otherwise specified. For single family residential and duplex stormwater-only customers (those City residents paying neither a City water nor City sewer charge), bills are mailed quarterly.		
5.5.01	Fire Service charges according to water meter size - Inside City		
5.5.01a	4" and smaller	\$ 35.88	
5.5.01b	6" supply	\$ 78.80	
5.5.01c	8" supply	\$ 138.17	
5.5.01d	10" supply	\$ 214.46	
5.5.01e	12" supply	\$ 307.35	
5.5.02	Fire Service charges according to water meter size - Outside City		
5.5.02a	4" and smaller	\$ 55.44	
5.5.02b	6" supply	\$ 121.81	
5.5.02c	8" supply	\$ 213.51	
5.5.02d	10" supply	\$ 331.35	
5.5.02e	12" supply	\$ 474.90	

Fiscal Year 2024-25 Fee Schedule - Exhibit A

SECTION 6. OTHER SERVICE CHARGES:					
6.1	Police				
	Description	Fee	Unit	Add'l Fee	Unit
6.1.01	Police reports	\$ 20.00			
6.1.02	Redaction Fee	\$ 25.00	30 min increments		
6.1.03	Auto Accident Report Copies	\$ 20.00	Each		
6.1.04	Clearance letters	\$ 30.00	Each		
6.1.05	Impounded vehicle release	\$ 150.00	Each		
6.1.06	Research for information on individual (If the research is extensive (over 1 hour) additional fee of hourly rate based on employee costs will be required)	\$ 30.00			
6.1.07	Reproduction				
6.1.07a	a. Video Footage	\$ 40.00	Each 15 minutes		
6.1.07b	b. Photos	\$ 40.00	Each set of 10		
6.1.08	False alarm response fees				
6.1.08a	a. First chargeable false alarm	\$ -			
6.1.08b	b. Second chargeable false alarm	\$ 250.00			
6.1.08c	c. Third and subsequent chargeable false alarms	\$ 500.00			
6.1.09	Impounded Animals				
6.1.09a	Animal Impound Fee	\$ 50.00	Per animal, per occurrence		
	Impounded animal boarding release - In addition to the \$50.00 animal impound fee, the Police department shall collect from the owner or keeper of the animal the actual total cost charged by the Humane Society for boarding impounded animals. The amount will vary depending on the length of the impound and other factors.				
6.1.10	Traffic and Safety Programs				
6.1.10a	Traffic Safety School Fee	\$ 40.00	Per Class		
6.1.10b	Seat Belt School Fee	\$ 30.00	Per Class		
6.1.11	Dangerous Dog Tag	\$ 75.00	Per Tag		
6.1.12	Time Required to Respond to Public Records Request Including Camera Footage		Actual Cost of Service (billed as an hourly rate based on employee salary and benefit costs)		
6.2	Fire				
	Description	Fee	Unit		
6.2.01	High fire hazard inspection		No charge		
6.2.02	Fire reports	\$ 10.00	Each		
6.2.03	Fire control outside service area (Includes railroad Right-of-Way fires)	State Fire Marshal's Rates			
6.2.04	Street address signs	Rural Fire District's Rates			
6.2.05	Standby charge				
6.2.05a	a. Engine	\$ 100.00	Per hour		
6.2.05b	b. Interface	\$ 80.00	Per hour		
6.2.05c	c. Tenders	\$ 55.00	Per hour		
6.2.05d	d. Aerial	\$ 150.00	Per hour		
6.2.05e	e. Command	\$ 35.00	Per hour		
6.2.05f	f. Medic Unit	\$ 55.00	Per hour		
6.2.05g	g. Heavy Rescue	\$ 100.00	Per hour		
6.2.05h	h. Operations Personnel (Billed at the nearest ¼ hour. Billed per person at top step base per position plus incentives plus benefits and overtime)	Actual cost of service			
6.2.05i	i. Administrative fee (2 hour minimum)	\$ 100.00	Per hour		
6.2.05j	j. Prevention Personnel (Billed at a 2-hour minimum per person at top step base per position plus incentives, benefits and overtime)	Actual cost of service			
6.2.06	False alarm response fees				
6.2.06a	a. First chargeable false alarm	\$ -			
6.2.06b	b. Second chargeable false alarm	\$ 250.00			
6.2.06c	c. Third and subsequent chargeable false alarms	\$ 500.00			
6.2.07	Fire Inspection and Fire Code Enforcement Fees				
6.2.07a	a. Initial Inspection	\$ -			
6.2.07b	b. First Follow Up Inspection	\$ -			
6.2.07c	c. Each Additional Inspection (1-hour minimum)	\$ 149.30	Per hour		
6.2.07d	d. After Hours/Weekend Inspection (2-hour minimum)	\$ 223.96	Per hour		
	Other services for which no fee is indicated				
6.2.07e	e. During normal FD business hours (1-hour minimum)	\$ 149.30	Per hour		
6.2.07f	f. After Hours/Weekend services for which no fee is indicated (2-hour minimum)	\$ 223.96	Per hour		
6.2.08	Fire Protection System ITM Compliance Fees				
6.2.08a	a. System Renewal Notification	\$ -			
6.2.08b	b. System Overdue Notification	\$ -			
6.2.08c	c. Report Submission Fee (<30 days from ITM)	\$ 30.00			
	Late Report Submission Fees				
6.2.08d	d. Submitted >30 days of ITM	\$ 20.00	in addition to report submission fee		
6.2.08e	e. Submitted >60 days of ITM	\$ 30.00	in addition to report submission fee		
6.2.08f	f. Submitted >90 days of ITM	\$ 40.00	in addition to report submission fee		

Fiscal Year 2024-25 Fee Schedule - Exhibit A

SECTION 6. OTHER SERVICE CHARGES:					
6.2	Fire (continued)				
	Description	Fee	Unit	Add'l Fee	Unit
	Deficient, Impaired, and Overdue System Fees				
6.2.08g	g. Systems repaired within 90 days of ITM	\$ -			
6.2.08h	h. Systems >90 days deficient, impaired, or overdue	\$ 133.00	Per system, per day until compliant		
6.2.08i	i. Systems deemed an immediate life safety threat by Fire Marshal's office	\$ 250.00	Per system, per day until compliant		
6.2.09	MERRC In Lieu of Fees				
6.2.09a	a. 0-50,000 square feet	\$ 0.50	Per square foot		
6.2.09b	b. Additional square feet from 50,001-100,000	\$ 0.30	Per square foot		
6.2.09c	c. Each square foot > 100,000	\$ 0.10	Per square foot		
6.2.10	Permits & Licensing				
6.2.10a	a. Mobile Food Preparation Vehicle Operational Permit	\$ 10.00	Annual fee		
6.2.10b	b. Hazardous Materials Operational Permit	\$ 133.00	One time fee		
6.3	Ambulance Charges				
	Description	Fee	Unit		
6.3.01	Ambulance Transport - Out of District <i>Out of District defined as persons residing outside the City of Bend or Rural Fire District #2</i>				
6.3.01a	a. Basic life support	\$ 2,184.42			
6.3.01b	b. Advanced life support	\$ 2,594.00			
6.3.01c	c. Convalescent care	\$ 1,365.26			
6.3.02	Ambulance Transport - City and Fire District #2				
6.3.02a	a. Basic life support	\$ 1,092.21			
6.3.02b	b. Advanced life support	\$ 1,297.00			
6.3.02c	c. Convalescent care	\$ 682.63			
6.3.03	Non-Transport - Out of District				
6.3.03a	a. Non medical call system abuser, after third abuse	\$ 252.50			
6.3.03b	b. Helicopter Preparation (Fee is assessed to prepare patients for transport by helicopter)		1/2 of Out of District ALS rate		
6.3.03c	c. Treat/No Transport	\$ 150.00			
6.3.04	Non-Transport - City and Fire District #2				
6.3.04a	a. Non medical call system abuser, after third abuse	\$ 252.50			
6.3.04b	b. Helicopter Preparation (Fee is assessed to prepare patients for transport by helicopter)		1/2 of City and Fire District #2 ALS rate		
6.3.04c	c. Treat/No Transport	\$ 150.00			
6.3.05	Mileage rates - In and Out of District				
6.3.05a	a. BLS or ALS Transport	\$ 15.00	Per mile		
6.3.05b	b. Convalescent Care	\$ 7.75	Per mile		
6.3.06	FireMed membership	\$ 50.00	Annual fee		
	Active members of the City's FireMed program shall not be billed for ambulance services as provided within the FireMed service agreement.				
6.3.07	Ambulance report	\$ 28.75			
6.3.08	Standby Charge				
6.3.08a	a. Ambulance	\$ 45.00	Per ambulance per hour		
6.3.08b	b. Personnel (Billed to the nearest ¼ hour at top step Captain pay plus incentives plus benefits and overtime)				
	Note: Standby time stops for each ambulance when transport of patient begins. Billing for patient starts from that point forward.				
6.3.09	FireMed lifetime membership	\$ 1,000.00			
6.4	Airport Charges				
	Description	Fee	Unit	Add'l Fee	Unit
6.4.01	Tie down	\$ 50.65	Per month		
6.4.02	Closed T-hangar A-B buildings	\$ 270.13	Per month		
6.4.02a	Closed T-hangar A-B buildings - Oversized hangar	\$ 270.13	Per month	\$ 0.28	per square foot of "additional" storage space
6.4.03	Closed T-hangar D-H buildings	\$ 360.16	Per month		
6.4.03a	Closed T-hangar D-H buildings - Oversized hangar	\$ 360.16	Per month	\$ 0.36	per square foot of "additional" storage space
6.4.04	Closed T-hangar I & J buildings	\$ 416.44	Per month		
6.4.04a	Closed T-hangar I & J buildings - Oversized hangar	\$ 416.44	Per month	\$ 0.41	per square foot of "additional" storage space
6.4.05	Hangar Waitlist Fee	\$ 200.00	Non-refundable One-time Fee		
6.4.06	Hangar Cleaning Deposit		Equal to one month's rent or as by lease agreement		
6.4.07	Ground Lease Rates	\$ 0.40	Per square foot		
6.4.08	Ground Lease Assignment or Transfer		Lesser of 3% of Sales Price or \$10,000		
6.4.09	Ground Lease Amendment or Sublease	\$ 398.00	2 hour minimum or as by lease agreement	\$ 195.21	each additional hour
6.4.10	Easements, Temporary Use Permits, and Non-standard Agreements	\$ 398.00	2 hour minimum or as by lease agreement	\$ 195.21	each additional hour
6.4.11	Reversion Deferral Fee (See Rules & Regulations for additional requirements)	\$ 0.50	Per square foot (Ground Lease Area) per year		
6.4.12	*Reversion Deferral Fee - Incentive Rate - Expires 5/30/2025	\$ 0.35	Per square foot (Ground Lease Area) per year		
6.4.13	Reversion Deferral Fee - Opt-In Fee	\$ 500.00	Per Lease Agreement		
6.4.14	Storage-only space	\$ 0.36	Per square foot		
6.4.15	Fuel flowage fee	\$ 0.08	per gallon		
6.4.16	Airport Development Review by "Engineer of Record"		Actual Review Cost + 5%		
6.4.17	Recording fees (County)		Actual Recording Cost + 25%		
	All other charges are as set by Airport Manager or by lease agreements.				

Fiscal Year 2024-25 Fee Schedule - Exhibit A

SECTION 6. OTHER SERVICE CHARGES:			
6.5	Parking Fees		
	Description	Fee	Unit
6.5.01	Monthly Parking Permits - City Manager may authorize policies to establish group discounts for parking permit fees for group/bulk purchases		
6.5.01a	a. Basic Parking Permit Area	\$ 30.00	Per month
6.5.01b	b. Centennial Parking Garage	\$ 40.00	Per month
6.5.01c	c. Premium Parking Permit Area	\$ 60.00	Per month
6.5.01d	d. Value Parking Permit Area	\$ 20.00	Per month
6.5.01e	e. Income Restricted	50% of permit fee	Per month
6.5.01f	f. Temporary Parking Restriction Areas	\$ 30.00	Per month
6.5.01g	g. Service & Delivery Vehicle Permit	\$ 30.00	Per month
6.5.02	On Street Parking - Downtown Core Area		
6.5.02a	Contractor Parking Permits - Downtown		
6.5.02b	1. Contractor Daily Parking Permit	\$ 10.00	Per day, per space
6.5.02c	2. Contractor Weekly Parking Permit	\$ 45.00	Per week, per space
6.5.02d	3. Contractor Bi-Weekly Parking Permit	\$ 60.00	Per 2 week, per space
6.5.02e	4. Contractor Monthly Parking Permit	\$ 100.00	Per month, per space
6.5.02f	5. Contractor Three-Month Parking Permit	\$ 150.00	Per 3-months, per space
6.5.02g	6. Contractor Annual Parking Permit	\$ 300.00	Per year, per space
6.5.02h	b. Residential Visitor Passes		
6.5.02i	1. Visitor Parking (1 day)	\$ 5.00	Per day
6.5.02j	2. Visitor Parking (14 day)	\$ 25.00	Per 14 day period, per vehicle
6.5.03	Annual parking permit		
6.5.03a	a. Franchisee Annual Permit	\$ 350.00	Unlimited days of usage in a calendar year, must notify Diamond Parking when in use
6.5.03b	b. Downtown Residential Parking Permit	\$ 25.00	Per year, per vehicle
6.5.04	Valet Parking		
6.5.04a	a. Valet Annual Parking	\$ 1,825.00	Per year, per space
6.5.05	Hourly & Daily Parking Rate- Downtown Core Area		
	a. On Street Parking		
6.5.05a	1. Hourly Parking Rate	\$ 1.00	Hourly parking fee up to 6 hours, 7 hours or more daily all day parking rate applies
6.5.05b	2. Daily Parking Rate	\$ 10.00	Per day, per space (7 hours or more)
6.5.05c	3. Reserved Parking Space (For hosting an event in a parking space)	\$ 30.00	Per day, per space
6.5.05d	4. Tower Theater	\$ 20.00	Per day, per space
6.5.05e	5. Special Events Parking (For special event parking capacity)	\$ 10.00	Per day, per space
6.5.06	b. Centennial Parking Garage		
6.5.06a	1. Special Event Parking (For special event parking capacity)	\$ 10.00	Per day, per space
6.5.06b	2. Hourly Parking Rate	\$ 1.00	Hourly parking fee up to 6 hours, 7 hours or more daily all day parking rate applies
6.5.06c	3. Daily - all day	\$ 10.00	Per day, per space (7 hours or more)
6.5.07	Old Bend Neighborhood Parking Benefit District (OBPNPD) and McKay Parking District	Fees for parking within the Old Bend Neighborhood Parking Benefit District and the McKay Parking District. District boundaries are defined by Bend Code 6.20.035 and 6.20.025	
6.5.07a	a. Residential Parking Permit	\$ 25.00	Per year, per vehicle
6.5.07b	b. Residential Parking Permit Senior Rate	\$ 15.00	Per year, per vehicle
6.5.07c	c. Service Business Permit (For Service vehicles on business calls)	\$ 75.00	Per year, per vehicle
6.5.07d	d. Contractor Permits (For contractors to be used for permitted short or long-term projects)		
6.5.07e	1. Contractor Daily Parking Permit	\$ 5.00	Per day, per vehicle
6.5.07f	2. Contractor Weekly Parking Permit	\$ 20.00	Per week, per space
6.5.07g	3. Contractor Bi-Weekly Parking Permit	\$ 30.00	Per 2 week, per space
6.5.07h	4. Contractor Monthly Parking Permit	\$ 50.00	Per month, per space
6.5.07i	5. Contractor Three-Month Parking Permit	\$ 112.50	Per 3-months, per space
6.5.07j	6. Contractor Annual Parking Permit	\$ 225.00	Per year, per space
6.5.07k	f. Short Term Rental Permit	\$ 150.00	Per year, per vehicle
6.5.07l	g. Visitor Parking (one per dwelling)	No Fee	
6.5.07m	h. Visitor Parking (1 day)	\$ 5.00	Per day, per vehicle beyond the one Visitor Parking permit per dwelling available at no fee
6.5.07n	i. Visitor Parking (14-day)	\$ 25.00	Per 14 day period, per vehicle
6.5.07o	j. In District Employee (monthly)	\$ 5.00	Per month, per vehicle. Valid only on streets on block around place of employment. District boundaries defined by Bend Code 6.20.035.
6.5.07p	k. In District Employee (annual)	\$ 60.00	Per year, per vehicle. Valid only on streets on block around place of employment. District boundaries defined by Bend Code 6.20.035.
6.5.07q	l. Landlord Parking Permit	\$ 75.00	Per year, per vehicle
6.5.07r	m. Special Event On-Street Parking Flat Fee	\$ 5.00	Per vehicle, per event
6.5.07s	n. Complete Premium Event Parking Area (Pre Sold)	\$ 5.00	Per space, per event day
6.5.07t	o. By Block Face Event Parking Area	\$ 4.00	Per space, per event day
6.5.07u	p. Complete Premium Parking Area (Not Pre Sold)	\$ 2.50	Per space, per event day

Fiscal Year 2024-25 Fee Schedule - Exhibit A

SECTION 6. OTHER SERVICE CHARGES:			
6.6	Cemetery Charges		
	<i>Description</i>	<i>Fee</i>	<i>Unit</i>
6.6.01	Fee for full space		
6.6.01a	a. Permanent maintenance fund	\$ 238.00	
6.6.01b	b. Grave site	\$ 1,350.00	
6.6.02	Fee for one-half space		
6.6.02a	a. Permanent maintenance fund	\$ 132.00	
6.6.02b	b. Grave site	\$ 795.00	
6.6.03	Fee for 1/4 space (1 urn per 1/4 space; based on availability)		
6.6.03a	a. Permanent maintenance fund	\$ 79.00	
6.6.03b	b. Grave site	\$ 465.00	
6.6.04	Grave Opening & Closing (full space)	\$ 1,295.00	Per full space
6.6.05	Grave Opening & Closing (1/2 space)	\$ 782.00	Per 1/2 space
6.6.06	Grave Opening & Closing (ashes)	\$ 435.00	Ashes
6.6.07	Columbarium fees		
6.6.07a	a. Columbarium	\$ 2,800.00	Limit of 2 Cremains
6.6.07b	b. Columbarium Opening and Closing	\$ 250.00	
6.6.07c	c. Columbarium Niche transfer fee	\$ 100.00	
6.6.08	Rock Removal		
6.6.08a	a. Light	\$ 141.00	
6.6.08b	b. Heavy	\$ 395.00	
6.6.09	Cremains burial with graveside service	\$ 600.00	
6.6.10	Disinterment (full space)	\$ 1,990.00	Per full space
6.6.11	Disinterment (1/2 space)	\$ 1,198.00	Per 1/2 space
6.6.12	Disinterment (ashes)	\$ 576.00	Ashes
6.6.13	Right to Second Interment		
6.6.13a	a. Permanent maintenance fund	\$ 66.00	
6.6.13b	b. Cremains burial for quarter space	\$ 330.00	
6.6.14	Infant or Child burial		
6.6.14a	a. 1/2 space charge	\$ 450.00	
6.6.14b	b. 1/4 space charge (For ash burial, charge is 1/4 space charge and no more than (1) urn per 1/4 space. 1/4 spaces based on availability.)	\$ 390.00	
6.6.15	Additional amount for services required on Saturday, Sunday or holiday observed by the City.		
6.6.15a	a. Grave site	\$ 680.00	
6.6.15b	b. Cremains burial	\$ 410.00	
6.6.16	Fee for Cylinder Vaults (fee pays for opening, closing cremains bag)		
6.6.16a	a. Urn garden space	\$ 950.00	
6.6.16b	b. Permanent maintenance fund	\$ 170.00	
6.6.17	Grave liners		
6.6.17a	a. Liners	\$ 1,195.00	
6.6.17b	b. Setup for liner	\$ 425.00	
6.6.18	Winter burial charge (October through March)	\$ 350.00	
6.6.19	Materials and Labor Charges		
	Unless otherwise defined, all labor performed or materials furnished by the City of Bend Utility and Transportation and Mobility Departments will be billed on a time and material basis. Labor cost will be increased by one-hundred percent (100%) to adjust for fringe benefits and overhead. Materials cost will be increased by twenty percent (20%) for storage, shipping, and handling expense.		
6.6.20	Administrative Charge		
6.6.20a	All cemetery fees and charges are subject to an administrative surcharge of fifteen percent (15%).		
6.7	Laboratory Fees		
	<i>Description</i>	<i>Fee</i>	<i>Unit</i>
6.7.01	Microbiology Analysis		
6.7.01a	Colilert (Total Coliform & E. Coli) P/A SM 9223 B	\$ 54.00	
6.7.01b	Total Coliform & E. coli MPN Quanti-Tray SM 9223 B QT2K	\$ 56.00	
6.7.01c	Heterotrophic Plate Count (SimPlate) SM 9215 B	\$ 64.00	
6.7.02	Conventional Analysis		
6.7.02a	Chemical Oxygen Demand SM 5220 D	\$ 54.00	
6.7.02b	Soluble Chemical Oxygen Demand SM 5220 D	\$ 67.00	
6.7.02c	Biochemical Oxygen Demand - 5 Day SM 5210 B	\$ 75.00	
6.7.02d	Carbonaceous Biochemical Oxygen Demand (cBOD) SM 5210 B	\$ 95.00	
6.7.02e	Hardness, Calculated from Ca and Mg	\$ 84.00	
6.7.02f	pH SM 4500-H+ B	\$ 28.00	
6.7.02g	pH (Biosolids) EPA 9045 B	\$ 28.00	
6.7.02h	Dissolved Oxygen (Probe) SM 4500-O G	\$ 28.00	
6.7.02i	Turbidity SM 2130 B	\$ 39.00	
6.7.02j	Specific Conductance SM 2510 B	\$ 28.00	
6.7.02k	Alkalinity SM 2320 B	\$ 41.00	
6.7.02l	Residual Chlorine, Free SM 4500-Cl G	\$ 56.00	
6.7.02m	Residual Chlorine, Total SM 4500-Cl G	\$ 56.00	
6.7.02n	Solids, Total (Water) SM 2540 B	\$ 39.00	
6.7.02o	Solids, Fixed (Water) SM 2540 E	\$ 50.00	
6.7.02p	Solids, Volatile (Water) SM 2540 E	\$ 50.00	

Fiscal Year 2024-25 Fee Schedule - Exhibit A

SECTION 6. OTHER SERVICE CHARGES:					
6.7	Laboratory Fees (continued)				
	Description	Fee	Unit	Add'l Fee	Unit
6.7.02q	Solids, Total (Solids) SM 2540 G	\$ 50.00			
6.7.02r	Solids, Fixed (Solids) SM 2540 G	\$ 50.00			
6.7.02s	Solids, Volatile (Solids) SM 2540 G	\$ 50.00			
6.7.02t	Solids, Total Suspended SM 2540 D	\$ 39.00			
6.7.02u	Solids, Suspended Fixed SM 2540 E	\$ 50.00			
6.7.02v	Solids, Suspended Volatile SM 2540 E	\$ 50.00			
6.7.02w	Solids, Total Dissolved SM 2540 C	\$ 39.00			
6.7.02x	Solids, Dissolved Fixed SM 2540 E	\$ 50.00			
6.7.02y	Solids, Dissolved Volatile SM 2540 E	\$ 50.00			
6.7.02z	Solids, Settleable SM 2540 F	\$ 39.00			
6.7.02aa	UV Transmission (UV-254)	\$ 15.00			
6.7.03	Nutrient Analysis				
6.7.03a	Anions by Ion Chromatography (Complete 7 Anion List) SM 4110 B	\$ 129.00			
6.7.03b	Bromide (Br ⁻) SM 4110 B	\$ 45.00			
6.7.03c	Chloride (Cl ⁻) SM 4110 B	\$ 45.00			
6.7.03d	Fluoride (F ⁻) SM 4110 B	\$ 45.00			
6.7.03e	Nitrate as Nitrogen (NO ₃ -N) SM 4110 B	\$ 62.00			
6.7.03f	Nitrite as Nitrogen (NO ₂ -N) SM 4110 B	\$ 62.00			
6.7.03g	Ortho-Phosphate (PO ₄ ³⁻) SM 4110 B	\$ 62.00			
6.7.03h	Sulfate (SO ₄ ²⁻) SM 4110 B	\$ 45.00			
6.7.03i	Ammonia as Nitrogen (NH ₃ -N) (Biosolids) SM 4500-NH ₃ C	\$ 78.00			
6.7.03j	Total Kjeldahl Nitrogen, Biosolids, SM 4500-Norg C + SM 4500-NH ₃ C	\$ 84.00			
6.7.03k	Ammonia as Nitrogen (NH ₃ -N) SM 4500-NH ₃ H	\$ 56.00			
6.7.03l	Nitrate (NO ₃ ⁻) + Nitrite (NO ₂ ⁻) SM 4500-NO ₃ F	\$ 81.00			
6.7.03m	Ortho-Phosphate (PO ₄ ³⁻) SM 4500-P & F	\$ 62.00			
6.7.03n	Total Kjeldahl Nitrogen SM 4500-Norg D	\$ 62.00			
6.7.03o	Total Phosphorus SM 4500-P E	\$ 62.00			
6.7.04	Metals				
6.7.04a	Aluminum (Al) SM 3125 B	\$ 39.00			
6.7.04b	Antimony (Sb) SM 3125 B	\$ 39.00			
6.7.04c	Arsenic (As) SM 3125 B	\$ 39.00			
6.7.04d	Barium (Ba) SM 3125 B	\$ 39.00			
6.7.04e	Beryllium (Be) SM 3125 B	\$ 39.00			
6.7.04f	Cadmium (Cd) SM 3125 B	\$ 39.00			
6.7.04g	Calcium (Ca) SM 3125 B	\$ 39.00			
6.7.04h	Chromium (Cr) SM 3125 B	\$ 39.00			
6.7.04i	Cobalt (Co) SM 3125 B	\$ 39.00			
6.7.04j	Copper (Cu) SM 3125 B	\$ 39.00			
6.7.04k	Iron (Fe) SM 3125 B	\$ 39.00			
6.7.04l	Lead (Pb) SM 3125 B	\$ 39.00			
6.7.04m	Magnesium (Mg) SM 3125 B	\$ 39.00			
6.7.04n	Manganese (Mn) SM 3125 B	\$ 39.00			
6.7.04o	Mercury (Hg) SM 3125 B	\$ 39.00			
6.7.04p	Molybdenum (Mo) SM 3125 B	\$ 39.00			
6.7.04q	Nickel (Ni) SM 3125 B	\$ 39.00			
6.7.04r	Potassium (K) SM 3125 B	\$ 39.00			
6.7.04s	Selenium (Se) SM 3125 B	\$ 39.00			
6.7.04t	Silver (Ag) SM 3125 B	\$ 39.00			
6.7.04u	Sodium (Na) SM 3125 B	\$ 39.00			
6.7.04v	Thallium (Tl) SM 3125 B	\$ 39.00			
6.7.04w	Tin (Sn) SM 3125 B	\$ 39.00			
6.7.04x	Titanium (Ti) SM 3125 B	\$ 39.00			
6.7.04y	Vanadium (V) SM 3125 B	\$ 39.00			
6.7.04z	Zinc (Zn) SM 3125 B	\$ 39.00			
6.7.04aa	Water and Sewer Analysis	\$ 280.00			
	Water Availability/Fire Flow Analysis:				
6.7.04ab	Metals Sample Digestion Fee (if required by matrix)	\$ 28.00			
6.7.05	Discount Drinking Water Packages - Coliform Bacterial Analysis Total Coliform & E. coli (Colilert) P/A SM 9223B				
6.7.05a	Weekly Scheduled Samples	\$ 27.00			
6.7.05b	Monthly Scheduled Samples	\$ 38.00			
6.7.05c	Quarterly Scheduled Samples	\$ 48.00			
6.7.05d	Regular Samples (see 6.7.01a)	\$ 54.00			
6.7.05e	Rush Analysis Rates - CALL LAB PRIOR TO SENDING SAMPLES - (541) 317-3017				
6.7.06	Individual Tests				
6.7.06a	7 to 10 day turn-around time	List Price	Plus 50% of fee additional		
6.7.06b	Less than 7 day turn-around time	List Price	Plus 100% of fee additional		
	NOTE: Turn-Around-Times are working days and begin upon arrival of sample at the laboratory.				
	Normal Turn-Around Time: 2 working days for Coliform Bacteria, 5 working days for Heterotrophic Plate Count, 10-14 working days for most individual tests				

Fiscal Year 2024-25 Fee Schedule - Exhibit A

SECTION 6. OTHER SERVICE CHARGES:					
6.8	Administration and Finance Charges				
	Description	Fee	Unit	Add'l Fee	Unit
6.8.01	Collection agency referral		17.50% of the balance		
6.8.02	Finance Charges on Delinquent Accounts		1% per month or portion thereof		
6.8.03	Returned check fee	\$ 35.00			
6.8.04	Reissue check charge	\$ 31.00			
6.8.05	Disc reproduction	\$ 10.00	Each		
6.8.06	Audio/video tape reproduction	\$ 26.00	Each		
6.8.07	Information research	Actual time and materials			
6.8.08	Time Required to Respond to Public Records Request		Actual Cost of Service (billed as an hourly rate based on employee salary and benefit costs)		
6.8.09	Reproduction and printing fees - black and white	\$ 1.50	First page	\$ 0.15	Each additional page
6.8.10	Reproduction and printing fees – color	\$ 2.00	First page	\$ 0.50	Each additional page
6.8.11	Lien checks - Manual information requests/Net Assets lien check	\$ 25.00			
6.9	Utility and Transportation and Mobility Departments				
	Description	Fee	Unit		
6.9.01	Materials and Labor Charges				
	Unless otherwise defined, all labor performed or materials furnished by the City of Bend Utility and Transportation and Mobility Departments will be billed on a time and material basis. Labor cost will be increased by one-hundred percent (100%) to adjust for fringe benefits and overhead. Materials cost will be increased by twenty percent (20%) for storage, shipping, and handling expense.				
6.9.02	Use of vehicles and equipment				
	Unless otherwise specified, all use of Utility and Transportation and Mobility Department vehicles and equipment will be billed out at the current Federal Emergency Management Agency (FEMA) rate, per the FEMA Schedule of Equipment Rates.				
6.9.03	Community Garden				
6.9.03a	Seasonal Fee for plot	\$ 25.00	10' x 10' plot		
6.9.03b	Accessible beds for those with limited mobility or disabilities	\$ 15.00	10' x 3' bed		
6.10	Transportation Fee, BMC Chapter 3.110				
	Description	Fee	Unit		
	Charges will be prorated based on a 30-day billing cycle and included on utility bill unless otherwise specified.				
	Alternate payment arrangement may be set by agreement with governmental entities with multiple properties and utility billing accounts.				
6.10.01	Residential Rates				
6.10.01a	Single-unit residential charges	\$ 5.60	Per dwelling unit		
6.10.01b	Accounts on Utility Billing Assistance	\$ 2.80	Per dwelling unit		
6.10.01c	Multi-unit residential charges	\$ 4.15	Per dwelling unit		
6.10.02	Non-Residential Special Unit				
6.10.02a	Public schools K-12	\$ 0.60	Per student		
6.10.02b	Public schools - higher education	\$ 0.65	Per student		
6.10.02c	Tourist accommodations	\$ 4.50	Per room		
6.10.02d	Parks with off-street parking	\$ 0.45	Per acre		
6.10.02e	Short-Term Rental Supplement (Units authorized for whole-house rental use)	\$ 100.00	Per unit, per year, charged to STR license		
6.10.03	Non-Residential Standard * Applies to non-residential customers not listed as a special unit category.				
6.10.03a	First 50,000 SQ FT of building space	\$ 6.25	Per 1,000 SQ FT		
6.10.03b	Square footage between 50,000 and 100,000 SQ FT	\$ 4.50	Per 1,000 SQ FT		
6.10.03c	Square footage over 100,000 SQ FT	\$ 3.00	Per 1,000 SQ FT		

City of Bend
Proposed Building Fee Schedule
Effective 1/1/2025

M/H Space Fee Table

To be used in conjunction with Building Fees

2.8.04 M/H Space Fee Table: If park contains more than one class, figure spaces in each class and add together.

	Park Class	4 or less	5	6	7	8	9	10	11	12
2.8.04a	A Fee	\$ 9,082.33	\$ 8,482.24	\$ 7,989.26	\$ 7,597.90	\$ 7,205.17	\$ 6,919.54	\$ 6,848.13	\$ 6,776.73	\$ 6,705.32
2.8.04b	B Fee	\$ 8,489.10	\$ 7,882.15	\$ 7,383.68	\$ 6,990.95	\$ 6,598.21	\$ 6,298.86	\$ 6,278.26	\$ 6,206.85	\$ 6,135.44
2.8.04c	C Fee	\$ 8,167.78	\$ 7,740.71	\$ 7,098.06	\$ 6,705.32	\$ 6,562.51	\$ 6,006.36	\$ 5,814.12	\$ 5,778.41	\$ 5,707.01

Class A – contains paved streets, curbs & sidewalks

Class B – contains paved streets, no curbs & sidewalks

Class C – contains no paved streets or curbs & sidewalks on one side of each street

2.8.05 Recreation Park Space Fee Table: If park contains more than one class, figure spaces in each class and add together.

	Park Class	6	8	10	12	14	16	18	20	22
2.8.05a	A Fee	\$ 4,066.04	\$ 5,349.98	\$ 3,566.19	\$ 3,367.08	\$ 3,203.67	\$ 3,117.16	\$ 2,996.32	\$ 2,924.91	\$ 2,853.50
2.8.05b	B Fee	\$ 3,816.11	\$ 3,566.19	\$ 3,353.35	\$ 3,139.13	\$ 2,996.32	\$ 2,924.91	\$ 2,853.50	\$ 2,710.69	\$ 2,389.36
2.8.05c	C Fee	\$ 2,782.10	\$ 2,496.47	\$ 2,282.25	\$ 2,105.11	\$ 1,962.30	\$ 1,783.78	\$ 1,712.38	\$ 1,640.97	\$ 1,569.56

Class A – contains paved streets, electric, water & sewer to each RV or camping space

Class B – contains electric, water & sewer to each RV or camping space but do not have paved streets

Class C – contains a combination of no more than two services involving electric, water & sewer and do not have paved streets



To obtain this information in an alternate format such as Braille, large print, electronic formats, etc. please contact the Finance Department at dquick@bendoregon.gov or 541-330-4005.

Fiscal Year 2024-25 Fee Schedule - Exhibit B

SECTION 2. COMMUNITY DEVELOPMENT						
Note 1: Section 2, Community Development, Planning, Signs and Engineering fees and charges are subject to a City of Bend surcharge of four percent (4%) to fund the City's Long Range Planning (LRP) program. The LRP surcharge does not apply to the SDC Schedule that is adopted separately from the Fees Resolution.						
Note 2: All building permits, electrical permits, mechanical permits, plumbing permits and manufactured home permits are subject to a State of Oregon surcharge of twelve percent (12%). Manufactured Home placement permits are also subject to a thirty dollar (\$30.00) state administration fee. Manufactured Home Park construction permits are subject to a State of Oregon surcharge of fifteen percent (15%). These surcharges are payable with the payment of the permit costs. The surcharges are subject to change at the State's discretion.						
Note 3: All building permits issued by the City of Bend will be assessed a fee of .33% (1/3rd of 1%) of the Building Permit Valuation for affordable housing pursuant to City Ordinance No. NS2255.						
Note 4: All building permits issued by the City of Bend for commercial and industrial improvements that result in a new structure or additional square footage will be assessed a tax of .33% (1/3rd of 1%) of the Building Permit Valuation pursuant to Bend Municipal Code Chapter 9.45, Commercial and Industrial Construction Tax.						
2.1 Building - Plan Review						
Old Fee Number	New Fee Number	Description	Fee	New Fee	Unit	
2.1.01		Building plan review			65% of building permit fee	
2.1.02		Electrical, plumbing, accessibility, energy and fire prevention plan review			25% of applicable permit fee	
2.1.03		Fire and life safety plan review			40% of building permit fee	
2.1.04		Plan review for manufactured dwelling or recreational park plan review			65% of building permit fee	
2.1.05		Additional plan review required by changes, addition or revisions to approved plan (minimum charge 1/2 hour)	\$ 85.85	\$ 94.43	Per 1/2 hour or portion thereof	
2.1.06		Medical Gas Review			50% of medical gas permit fee	
2.1.07		Mechanical plan review - commercial			50% of mechanical permit fee	
2.1.08		Deferred submittal review fee			65% of the building permit fee for the specific deferred portion with a minimum fee of \$250.00	
2.1.09		Phased construction review fee			\$250 plus 10% of the total project building permit fee per phase not to exceed \$1,500.00 per phase	
2.1.10		Structural Plan Review is required for all signs attached to a building that weigh over 80 lbs, all projecting signs, all freestanding signs 6 ft or more in height, all freestanding signs 32 sq ft or more in area & all signs on a pitched or mansard roof.			65% of sign permit fee	
2.1.11		Master Reissue Program			The Building plan review fee for the Reissue applications will be 50% of the regular Building plan review fee	
2.2 Building - Building Permits						
		Description	Fee	New Fee	Unit	
		The City may charge investigation fees for work commenced prior to permit issuance.				
2.2.01		Refunds: If a permit has been issued and/or a plan review request submitted and no work has been completed under the permit and/or the plan review has not begun, and provided the City receives a request in writing for a refund within 180 days of the permit issuance or application for review, the permit or plan review and associated fees are eligible for a refund.				
2.2.02		Building permit fees are determined based on construction valuation. All commercial applicants shall state the valuation of the project, all residential valuations will be determined utilizing the state mandated valuation calculation table. Please see the building division for the latest version of the valuation calculation table. For commercial projects, construction valuation should include all labor and materials; valuation should NOT include the cost of the land. This section covers structural/building permits as well as alarm and commercial suppression permits.				
		If your valuation is:	Your fee is:			
		Minimum permit fee	\$ 197.46	\$ 217.20		
		Valuation cost of \$2,001 to \$25,000	\$ 75.95	\$ 83.55	For first \$2,000	
		Valuation cost of \$25,001 to \$50,000	\$ 394.58	\$ 434.04	For first \$25,000	
		Valuation cost of \$50,001 to \$100,000	\$ 655.43	\$ 720.97	For first \$50,000	
		Valuation cost of \$100,001 and up	\$ 1,002.43	\$ 1,102.34	For first \$100,000	
2.3 Building - Building Plumbing Permits						
		Description	Fee	New Fee	Unit	
2.3.01		Residential minimum permit fee	\$ 130.43	\$ 143.47	For 3 fixtures or less	
2.3.02		One and two family up to 40 fixtures when purchased as a unit (includes DWV/water distribution & first 100 ft. of water service, sanitary sewer & storm sewer)				
2.3.02a		One and two family/1 bath	\$ 399.53	\$ 439.48		
2.3.02b		One and two family/2 bath	\$ 690.10	\$ 759.11		
2.3.02c		One and two family/3 bath	\$ 859.33	\$ 945.26		
2.3.02d		Baths greater than 3	\$ 122.47	\$ 134.39	Each bathroom or portion thereof	
2.3.03		One and two family/solar non-prescriptive	\$ 193.99	\$ 213.39	Each system	
2.3.03a		Combo permit for prescriptive installations - One and two family/solar	\$ 279.84	\$ 307.83	Each system	
2.3.04		Individual fixtures, pumps or traps (Such as sink, lav., tub, drain, etc.)	\$ 39.62	\$ 43.59	Each fixture	
2.3.05		Water service - 100 ft	\$ 135.38	\$ 148.92	First 100 ft. or fraction thereof	
2.3.05a		Water service - additional footage	\$ 79.25	\$ 87.17	For each additional 100 ft. or fraction thereof	
2.3.06		Sewer service - 100 ft	\$ 135.38	\$ 148.92	First 100 ft. or fraction thereof	
2.3.06a		Sewer service - additional footage	\$ 79.25	\$ 87.17	For each additional 100 ft. or fraction thereof	
2.3.07		Storm or rain drain - 100 ft	\$ 135.38	\$ 148.92	First 100 ft. or fraction thereof	
2.3.07a		Storm or rain drain - additional footage	\$ 79.25	\$ 87.17	For each additional 100 ft. or fraction thereof	

Fiscal Year 2024-25 Fee Schedule - Exhibit B

SECTION 2. COMMUNITY DEVELOPMENT							
2.3	Building - Building Plumbing Permits (continued)						
	<i>Description</i>	<i>Fee</i>	<i>New Fee</i>	<i>Unit</i>	<i>Add'l Fee</i>	<i>New Add'l Fee</i>	<i>Unit</i>
2.3.08	Commercial (other than R-3 & U-1)						
2.3.08a	Minimum fee 1-3 fixtures	\$ 198.96	\$ 218.84	1-3 fixtures			
2.3.08b	4-10 fixtures	\$ 387.98	\$ 426.77	4-10 fixtures			
2.3.08c	More than 10 fixtures - base fee	\$ 387.98	\$ 426.77	Base fee	\$ 39.63	\$ 43.59	For each fixture over 10
2.3.09	Recreational Vehicle & M/H Park						
2.3.09a	M/H park sewer collection & water distribution system	\$ 130.43	\$ 143.47				
2.3.09b	Inspection fee – 5 or less spaces	\$ 439.15	\$ 483.07				
2.3.09c	6 to 19 spaces	\$ 75.94	\$ 83.54	Each space			
2.3.09d	20 or more spaces	\$ 62.83	\$ 58.11	Each space			
2.4	Residential Fire Suppression Systems						
	<i>Description</i>	<i>Fee</i>	<i>New Fee</i>	<i>Unit</i>			
2.4.01	Residence up to 2,000 sq ft	\$ 124.90	\$ 137.39	Each			
2.4.02	Residence from 2,001 to 3,600 sq ft	\$ 186.19	\$ 203.71	Each			
2.4.03	Residence from 3,601 to 7,200 sq ft	\$ 236.44	\$ 258.96	Each			
2.4.04	Residence from 7,201 sq ft and above	\$ 287.12	\$ 315.84	Each			
2.5	Medical Gas						
	<i>Description</i>	<i>Fee</i>	<i>New Fee</i>	<i>Unit</i>	<i>Add'l Fee</i>	<i>New Add'l Fee</i>	<i>Unit</i>
	If your valuation is:						
2.5.01	\$1.00 to \$5,000	\$ 143.56	\$ 157.92				
2.5.02	\$5,001 to \$10,000	\$ 143.56	\$ 157.92	For first \$5,000	\$ 2.16	\$ 2.37	Per each add'l \$100 or fraction thereof
2.5.03	\$10,001 to \$100,000	\$ 261.23	\$ 276.36	For first \$10,000	\$ 14.64	\$ 16.10	Per each add'l \$1,000 or fraction thereof
2.5.04	\$100,001 and up	\$ 1,569.85	\$ 1,726.83	For first \$100,000	\$ 19.04	\$ 11.05	Per each add'l \$1,000 or fraction thereof
2.6	Building - Mechanical Permits						
	<i>Description</i>	<i>Fee</i>	<i>New Fee</i>	<i>Unit</i>			
2.6.01	Residential R-3 and U-1						
2.6.01a	Base permit fee – residential or commercial	\$ 76.94	\$ 83.54	Each permit			
2.6.01b	Installation or relocation of forced-air gravity type furnace or burner, including ducts & vents attached to such appliance up to & including 100,000 btu/h	\$ 29.72	\$ 32.69	Each			
2.6.01c	Installation or relocation of suspended heater, recessed wall heater or floor-mounted heater	\$ 20.64	\$ 22.71	Each			
2.6.01d	Installation, relocation or replacement of appliance vent installed and not included in an appliance permit	\$ 11.56	\$ 12.71	Each			
2.6.01e	Repair, alteration or addition to heating appliance, refrigeration unit, cooling unit, absorption unit, or heating/cooling/absorption unit or evaporative cooling system, including installation of controls	\$ 13.21	\$ 14.53	Each			
2.6.01f	Installation or relocation of boiler or compressor to and including 3 horsepower, or absorption system to and including 100,000 btu/h	\$ 28.07	\$ 30.87	Each			
2.6.01g	Installation or relocation of boiler or compressor over 3 horsepower, or absorption system over 100,000 btu/h and including 500,000 btu/h	\$ 40.46	\$ 44.50	Each			
2.6.01h	Air-handling unit of 10,000 cfm	\$ 28.07	\$ 30.87	Each			
2.6.01i	Evaporative cooler other than portable	\$ 14.86	\$ 16.34	Each			
2.6.01j	Ventilation fan connected to single duct	\$ 11.56	\$ 12.71	Each			
2.6.01k	Ventilation system that is not a portion of any heating or air-conditioning system authorized by a permit	\$ 16.51	\$ 18.16	Each			
2.6.01l	Installation of hood which is served by mechanical exhaust, including duct for hood	\$ 16.51	\$ 18.16	Each			
2.6.01m	For each appliance or piece of equipment regulated by code but not classed in other appliance categories	\$ 16.51	\$ 18.16	Each			
2.6.01n	For gas-piping system of one to four outlets	\$ 9.91	\$ 10.90	Each			
2.6.01o	For gas-piping system of five or more outlets	\$ 4.95	\$ 5.45	Each			
2.6.01p	HVAC system - residential	\$ 47.88	\$ 52.67	Each			
2.6.01q	Mini split heating and/or air conditioning system - compressor and up to 2 interior air handlers	\$ 29.72	\$ 32.69	Each system up to 2 air handlers	\$ 4.78	\$ 5.26	
2.6.02	Commercial (other than R-3 and U-1)						
	If your valuation is:						
2.6.02a	\$1.00 to \$2,000	\$ 104.98	\$ 114.49				
2.6.02b	\$2,001 to \$5,000	\$ 104.98	\$ 114.49	For first \$2,000	\$ 3.31	\$ 3.64	Per each add'l \$100 or fraction thereof
2.6.02c	\$5,001 to \$10,000	\$ 203.14	\$ 223.45	For first \$5,000	\$ 2.68	\$ 2.83	Per each add'l \$100 or fraction thereof
2.6.02d	\$10,001 to \$50,000	\$ 332.34	\$ 365.58	For first \$10,000	\$ 1.93	\$ 2.13	Per each add'l \$100 or fraction thereof

Fiscal Year 2024-25 Fee Schedule - Exhibit B

SECTION 2. COMMUNITY DEVELOPMENT								
2.6	Building - Mechanical Permits (continued)							
	Description	Fee	New Fee	Unit	Add'l Fee	New Add'l Fee	Unit	
2.6.02e	\$50,001 to \$100,000	\$ 1,197.58	\$ 1,218.33	For first \$50,000	\$ 1.79	\$ 1.97	Per each add'l \$100 or fraction thereof	
2.6.02f	\$100,001 and up	\$ 2,004.84	\$ 2,205.32	For first \$100,000	\$ 1.58	\$ 1.74	Per each add'l \$100 or fraction thereof	
2.7	Building - Electrical Permits							
	Description	Fee	New Fee	Unit	Add'l Fee	New Add'l Fee	Unit	
	Note: If inspection fees are not charged on an hourly basis, there shall be 2 inspections allowed per permit for all permits except those for residential single or multi-family dwelling units, other than manufactured or modular dwelling units and except those for renewable energy. 4 inspections shall be allowed per permit for residential single or multi-family dwelling units, other than manufactured or modular dwelling units. 3 inspections shall be allowed per permit for renewable energy permits, unless otherwise noted.							
2.7.01	Residential - single or multi-family per dwelling unit with service included 1000 sq. ft. or less	\$ 363.24	\$ 399.53	Each dwelling unit				
2.7.01a	Each additional 500 sq. ft. or portion thereof	\$ 62.74	\$ 69.01	Each dwelling unit				
2.7.02	Each manufactured home or modular dwelling service or feeder	\$ 168.40	\$ 185.24	Each dwelling unit				
2.7.03	Service/feeders - installation, alteration or relocation 200 amps or less	\$ 206.37	\$ 227.01	Each				
2.7.04	Service/feeders - installation, alteration or relocation 201 to 400 amps	\$ 250.95	\$ 276.04	Each				
2.7.05	Service/feeders - installation, alteration or relocation 401 amps to 600 amps	\$ 414.39	\$ 455.83	Each				
2.7.06	Service/feeders - installation, alteration or relocation 601 amps to 1000 amps	\$ 523.35	\$ 575.69	Each				
2.7.07	Service/feeders - installation, alteration or relocation over 1000 amps	\$ 1,244.82	\$ 1,369.30	Each				
2.7.08	Reconnect only	\$ 168.40	\$ 185.24	Each				
2.7.09	Temporary services or feeders- installation, alterations or relocation 200 amps or less	\$ 168.40	\$ 185.24	Each				
2.7.10	Temporary service/feeders - installation, alteration or relocation 201 to 400 amps	\$ 231.13	\$ 254.25	Each				
2.7.11	Temporary service/feeders - installation, alteration or relocation 401 amps to 600 amps	\$ 310.38	\$ 341.42	Each				
2.7.12	Temporary service/feeders - installation, alteration or relocation over 600 amps or 1000 volts	\$ 523.35	\$ 575.69	Each				
2.7.13	Miscellaneous (service & feeder not included)							
2.7.13a	Each sign or outline lighting	\$ 168.40	\$ 185.24	Each				
2.7.13b	Signal circuit(s) or a limited energy panel Alteration or extension – commercial use	\$ 168.40	\$ 185.24	Each				
2.7.14	Renewable electric energy – 5 KVA system or less	\$ 198.95	\$ 218.84	Each				
2.7.14a	Renewable electric energy – 5.01 KVA to 15 KVA system	\$ 250.95	\$ 276.04	Each				
2.7.14b	Renewable electric energy – 15.01 KVA to 25 KVA system	\$ 414.39	\$ 455.83	Each				
2.7.14c	Renewable electric energy - 25.01 and above KVA systems (photovoltaic systems)	\$ 414.39	\$ 455.83	First 25 KVAs	\$ 13.92	\$ 15.31	Each add'l KVA (up to 100 KVA)	
2.7.14d	Renewable electric energy - 25.01 KVA to 50 KVA systems (wind generation systems)	\$ 453.94	\$ 499.34	Each				
2.7.14e	Renewable electric energy - 50.10 KVA to 100 KVA systems (wind generation systems)	\$ 1,043.62	\$ 1,147.98	Each				
2.7.15	Photovoltaic systems - prescriptive installations (includes up to 4 inspections)							
2.7.15a	Combo permit for prescriptive installations - 5 KVA system or less	\$ 284.80	\$ 313.28	Each				
2.7.15b	Combo permit for prescriptive installations - 5.01 KVA to 15 KVA system or less	\$ 336.80	\$ 370.47	Each				
2.7.15c	Combo permit for prescriptive installations - 15.01 KVA to 25 KVA system or less	\$ 500.24	\$ 550.26	Each				
2.7.16	Limited energy – residential use							
2.7.16a	One and two family	\$ 82.55	\$ 90.80	Each				
2.7.16b	Multi-family	\$ 152.72	\$ 167.99	Each				
2.7.16c	Each additional inspection over the allowable in any of the above	\$ 104.01	\$ 114.41	Each				
2.7.16d	Branch circuits - new, alteration or extension per panel with purchase of service or feeder fee – each	\$ 14.86	\$ 16.35	Each circuit				
2.7.16e	Branch circuits - new, alteration or extension per panel without purchase of service or feeder fee – each	\$ 141.98	\$ 156.18	First branch circuit	\$ 14.86	\$ 16.35	Each add'l circuit	
2.7.17	Master Electrical Program							
2.7.17a	Master electrical program annual permit	\$ 165.10	\$ 181.61	Each annually				
2.7.17b	Master electrical program inspection (includes travel time & inspection report preparation time) – ½ hour minimum	\$ 165.10	\$ 181.61	Per hour or portion thereof				
2.7.17c	Master electrical program inspection cancellation w/out 24 hour notice	\$ 165.10	\$ 181.61	Each				

Fiscal Year 2024-25 Fee Schedule - Exhibit B

SECTION 2. COMMUNITY DEVELOPMENT							
2.8	Building - Manufactured Homes Permits and Park Fees						
	Description	Fee	New Fee	Unit	Add'l Fee	New Add'l Fee	Unit
2.8.01	Manufactured dwelling and cabana installation permit - individual lot (includes prescriptive slab, runner or foundation & utility connections within 30 lineal ft)	\$ 970.76	\$ 1,067.84	Each installation			
2.8.02	Manufactured dwelling installation in manufactured home park & temporary placement permit (includes prescriptive slab, runner or foundation & utility connections within 30 lineal ft)	\$ 490.24	\$ 539.23	Each installation			
2.8.03	M/H Park Area Development Valuation Table: Valuation is based upon building valuation data found in Oregon Administrative Rules (OAR), Chapter 918, Division 600.						
	If your valuation is:						
2.8.03a	\$1 to \$500	\$ 34.67	\$ 38.14				
2.8.03b	\$501 to \$2,000	\$ 34.67	\$ 38.14	For first \$500	\$ 3.34	\$ 3.64	For each add'l \$100 or fraction thereof
2.8.03c	\$2,001 to \$25,000	\$ 104.04	\$ 114.41	For first \$2,000	\$ 19.90	\$ 21.78	For each add'l \$1,000 or fraction thereof
2.8.03d	\$25,001 to \$50,000	\$ 582.79	\$ 641.07	For first \$25,000	\$ 14.44	\$ 15.88	For each add'l \$1,000 or fraction thereof
2.8.03e	\$50,001 to \$100,000	\$ 960.86	\$ 1,056.94	For first \$50,000	\$ 9.90	\$ 10.89	For each add'l \$1,000 or fraction thereof
2.8.03f	\$100,001 to \$500,000	\$ 1,480.94	\$ 1,629.00	For first \$100,000	\$ 7.84	\$ 8.63	For each add'l \$1,000 or fraction thereof
2.8.03g	\$500,001 to \$1,000,000	\$ 4,724.74	\$ 5,193.91	For first \$500,000	\$ 4.54	\$ 4.99	For each add'l \$1,000 or fraction thereof
2.8.03h	\$1,000,001 & up	\$ 8,495.35	\$ 9,014.89	For first \$1,000,000	\$ 4.54	\$ 4.99	For each add'l \$1,000 or fraction thereof
2.8.04	M/H Space Fee Table: See table at end of fee schedule						
2.8.05	Recreation Park Space Fee Table: See table at end of fee schedule						
2.8.06	Mobile home park closure	\$ 388.27	\$ 427.10				
2.9	Miscellaneous Building Fees						
	Description	Fee	New Fee	Unit	Add'l Fee	New Add'l Fee	Unit
2.9.01	Moving permit (other than U-1)	\$ 343.43	\$ 377.77	Each structure			
2.9.01a	Moving permit (U-1 type structures - uninhabitable)	\$ 171.74	\$ 188.88	Each structure			
2.9.02	Pre-move inspection for structures moving within the City's jurisdiction	\$ 429.25	\$ 472.17	Each structure			
2.9.03	Pre-move inspection for structures moving into the City's jurisdiction from another jurisdiction	\$ 429.25	\$ 472.17	Each structure	\$ 171.70	\$ 188.87	Each hour
2.9.04	Re-roof permit – residential	\$ 234.13	\$ 254.25	Each			
2.9.05	Re-roof permit – commercial	\$ 67.42	\$ 63.17	For each 1,000 sq ft of roof or portion thereof (\$250.00 minimum charge)			
2.9.06	Re-inspection (beyond first 2 inspections)	\$ 171.70	\$ 188.87	Each			
2.9.07	Demolition permit - residential minimum	\$ 343.40	\$ 377.74	Each structure			
2.9.08	Demolition permit - commercial minimum	\$ 463.44	\$ 179.79	For each 1000 sq ft of structure or portion thereof (\$250.00 minimum charge)			
2.9.09	Research fees	\$ 171.70	\$ 188.87	Per hour or portion thereof			
2.9.10	Inspections, permits, plan reviews or other services outside of normal business hours (minimum 2 hours)	\$ 257.55	\$ 283.30	Per hour or portion thereof			
2.9.11	Inspections, permits, plan reviews, review time beyond two reviews or other services for which no fee is indicated (minimum charge 1 hour)	\$ 171.70	\$ 188.87	For each hour or portion thereof			
2.9.12	Temporary Certificate of Occupancy (commercial) or as determined by the Building Official	\$ 867.68	\$ 943.45	For each 30 day period			
2.9.13	Pre-permit meeting commercial and multi-family dwelling projects (may be required at time of building permit prior to submittal of permit application)	\$ 1,286.40	\$ 1,414.71	Per meeting not to exceed two hours			
2.9.13a	Pre-permit meeting individual tenant improvement projects (may be required at time of building permit prior to submittal of permit application)	\$ 429.25	\$ 472.17	Per meeting not to exceed two hours			
2.9.14	Fence	\$ 323.70	\$ 356.07	Up to 100 lineal ft	\$ 98.24	\$ 108.06	For each add'l 100 linear feet or portion thereof
2.9.15	Poles over 10 feet high (flag, light, etc.)	\$ 274.59	\$ 302.05	Each			
2.9.16	Change of use or occupancy	\$ 287.42	\$ 315.84	Minimum permit fee			
2.9.17	Residential temporary occupancy	\$ 171.70	\$ 188.87	Each 30 day period			
2.9.18	Permit reinstatement due to expiration	The fee for reinstated permits shall be proportional to the amount of review and inspection tasks remaining for the project as determined by the Building Official					
2.9.19	Temporary change of occupancy permit for an event occurring in a building in which the occupancy of the building would not allow such event						
2.9.19a	1-49 Occupants	\$ 205.63	\$ 226.19				
2.9.19b	50-299 Occupants	\$ 409.93	\$ 450.92				
2.9.19c	300-999 Occupants	\$ 819.86	\$ 901.85				
2.9.19d	1000+	\$ 1,639.73	\$ 1,803.70				
2.9.19e	Existing building certificate of occupancy where the building or suite has a legally established use and occupancy but that the City has no record of a certificate of occupancy	\$ 286.95	\$ 315.65	Each			
2.9.20	Barrier Removal Implementation Agreement	\$ 322.00	\$ 354.20	Each	\$ 171.70	\$ 188.86	For each add'l hour or fraction thereof

Fiscal Year 2024-25 Fee Schedule - Exhibit B

SECTION 2. COMMUNITY DEVELOPMENT

2.10 System Development Charges (SDCs)

Reference Resolution No. 3377 for the current SDC Schedule. The SDC Schedule by category is adopted separately from the Fees Resolution.

Bend Park and Recreation District (BPRD) SDCs and City SDC program fees remain in the Fees Resolution. The City SDC program fees are included to highlight services that are provided by the City and recover the associated administrative costs of the SDC program as needed.

	Description	Fee	New Fee	Unit			
2.10.01	System estimate	\$ -		Each			
2.10.02	SDC Deferral Program Application	\$ -		Available only for multi-unit residential development through 12-31-24, then all other residential development beginning 1-1-25, then development of any other type beginning 1-1-26, Per Bend Code 12.10.105 (F)			
2.10.03	SDC Deferral Program Recovery Fee			2% Assessed on total City SDC fees			
2.10.04	SDC Loan 5 year			6% Per Annum			
2.10.05	SDC Loan 10 year			7% Per Annum			
2.10.06	Childcare SDC Exemption Covenant	\$ -		Each			
2.10.07	SDC Pass-Through Credit Agreement	\$ -		Each			
2.10.08	SDC True Credit Agreement	\$ -		Each			
2.10.09	SDC Partial Assignment Agreement	\$ -		Each			
2.10.10	SDC Advanced Credit Agreement	\$ -		Each			
2.10.11	SDC Transfer Credit Agreement	\$ -		Each			
2.10.12	SDC Transfer Assignment Agreement	\$ -		Each			
2.10.13	SDC Objection	\$ 500.00		Each			
2.10.14	SDC Appeal	\$ 1,000.00		Each			
2.10.15	SDC Research and or Labor Fee (per hour)			Actual Cost of Service (Actual Cost of Service)			
2.10.16	Parks SDC (100% of maximum allowable charge)						
2.10.16a	a. Single Family Dwelling Units:						
	i. Average Fee	\$ 11,266.00					
	ii. <600 square feet	\$ 8,066.00					
	iii. 601 - 1,200 square feet	\$ 9,058.00					
	iv. 1,201 - 1,600 square feet	\$ 10,004.00					
	v. 1,601 - 2,200 square feet	\$ 10,680.00					
	vi. 2,201 - 3,000 square feet	\$ 11,311.00					
	vii. >3,000 square feet	\$ 12,348.00					
2.10.16b	b. Multi Family Dwelling Units	\$ 7,661.00					
2.10.16c	c. Mobile Home Unit:	\$ 10,184.00					
2.10.16d	d. Accessory Dwelling Unit:	\$ 4,867.00					
2.10.16e	e. Dormitory per Person:	\$ 4,506.00					
2.10.16f	f. Hotel/Motel Unit:	\$ 7,776.00					
2.11	In-Lieu of Fees						
	Description	Fee	New Fee	Unit			
2.11.01	In Lieu of Required Bicycle Parking Space	\$ 1,585.03		Per parking space required			
2.11.02	In Lieu of Required Sidewalk in Woodriver Village Subdivision	\$ 14.25		Per square foot, to increase by the Engineering News Record (ENR) Construction Cost Inflation Index annually			
2.11.03	In Lieu of Required Replacement Tree(s)	\$ 600.00		Per required replacement tree			
2.12	Special Assessments per Resolution No. 1975						
	Description	Fee	New Fee	Unit			
2.12.01	Butler Market Road Assessment	\$ 265.00		Per lot			
2.13	Engineering Fees						
	Description	Fee	New Fee	Unit	Add'l Fee	New Add'l Fee	Unit
	Right of Way (ROW) Permits						
2.13.01	Tier 1 Right of Way Permit - Low Impacts			Fees include one inspection (additional inspections may be assessed based on scope of work). Refer to Permit Guidance documents on the City of Bend website for additional information			
2.13.01a	Tier 1 Permit - Non-Franchise Utility	\$ 316.39	\$ 331.16	Each			
2.13.01b	Tier 1 Permit - Franchise Utility	\$ 316.39	\$ 331.16	Each			
2.13.01c	Tier 1 Rockery/Retaining Wall	\$ 303.07	\$ 318.23	Each			
2.13.01d	Right-of-way Permit issued under SFD without street cut	\$ 248.86	\$ 261.31	Each			
2.13.01e	Right-of-way Permit issued under SFD with street cut	\$ 423.81	\$ 445.00	Each - Fee includes inspections for driveway and asphalt repair			
2.13.01f	Existing Sidewalk Panel	\$ 151.54	\$ 159.11	Each			
2.13.01g	Temporary street use	\$ 316.39	\$ 331.16	Each			
2.13.02	Tier 2 Right of Way Permit - Medium Impacts			Fees include three inspections (additional inspections may be assessed based on scope of work). Refer to Permit Guidance documents on the City of Bend website for additional information			
2.13.02a	Tier 2 Permit - Local Road - Franchise/Non-Franchise Utility	\$ 761.52	\$ 789.10	Each			
2.13.02b	Tier 2 Permit - Collector or Arterial - Franchise/Non-Franchise Utility	\$ 1,216.98	\$ 1,276.78	Each			
2.13.02c	Night Work, In City ROW or Private Property	\$ 399.47	\$ 419.13	Each			
2.13.03	Tier 3 Right of Way Permit - High Impacts			Refer to the Permit Guidance documents on the City of Bend website for additional information			
2.13.03a	Tier 3 Permit (includes plan review and pre-construction meeting)	\$ 4,882.42	\$ 5,126.54	Base fee - first 2 sheets	\$ 1,459.34	\$ 1,217.28	Each additional sheet

Fiscal Year 2024-25 Fee Schedule - Exhibit B

SECTION 2. COMMUNITY DEVELOPMENT							
2.13	Engineering Fees (continued)						
	Description	Fee	New Fee	Unit	Add'l Fee	New Add'l Fee	Unit
2.13.04	Tier 3 Right of Way Inspections	Tier 3 Right of Way Inspections are charged at an average cost of service. A waiver of average cost of service is available for customers who choose to pay the actual costs. For actual cost of service, a deposit will be required based on estimated hours. After completion of the project, any amount due shall be paid to the City and any unused balance of the deposit shall be refunded.					
2.13.04a	Average Cost	\$ 176.48	\$ 184.98	Per hour			
2.13.04b	Tier 3 Permit Plan Re-review or Supplemental review (more than 3 reviews)	\$ 500.49	\$ 525.20	Each			
2.13.04c	Revision to Approved Infrastructure Plans	\$ 629.65	\$ 661.03	Per sheet			
2.13.04d	Tier 3 As-built Verification	\$ 136.28	\$ 143.10	Per Hour			
2.13.05	Traffic Control (ROW Permit Review)	Fees include one inspection (additional inspections may be assessed based on scope of work). Refer to Permit Guidance documents on the City of Bend website for additional information					
2.13.05a	Level 1 - Low Impact to City Street System	\$ 344.70	\$ 327.28	Each			
2.13.05b	Level 2 - Medium Impact to City Street System	\$ 588.90	\$ 618.34	Each			
2.13.05c	Level 3 - High Impact to City Street System	\$ 2,468.32	\$ 2,276.74	Each			
2.13.05d	Minor Road Closure for Event	\$ 412.72	\$ 433.36	Each			
2.13.05e	Tree Trimming - Level I Traffic Control Plan	\$ 466.99	\$ 173.34	Each			
2.13.05f	Revision to approved Traffic Control Plan	\$ 174.94	\$ 183.69	Each			
2.13.06	Other Services and Permits						
2.13.06a	Permit revision	\$ 240.67	\$ 221.21	Each, applies to Tier 1 and 2 permits.			
2.13.06b	Additional Inspections and Reinspections	\$ 174.94	\$ 183.69	Per hour			
2.13.07	Drainage Permit						
2.13.07a	Drainage Review and Permit - Non-residential	\$ 1,076.77	\$ 1,130.61	Includes two reviews	\$ 136.28	\$ 143.10	Each additional review hour
2.13.07b	Drainage Review and Permit - Residential	\$ 229.15	\$ 240.61	Includes two reviews	\$ 136.28	\$ 143.10	Each additional review hour
2.13.08	Grading Only Permits	Fees include two inspections (additional inspections may be assessed based on scope of work)					
2.13.08a	Grading and Erosion Control Permit - Non-residential	\$ 1,076.77	\$ 1,130.61	Base			
2.13.08b	Grading and Erosion Control Review - Residential	\$ 229.15	\$ 240.61	Each			
2.13.08c	Rock crushing permit	\$ 666.28	\$ 698.54	Each			
2.13.08d	Blasting permit	\$ 524.83	\$ 551.07	Each			
2.13.08e	Materials Exception Application	\$ 242.70	\$ 254.84	Each			
2.13.08f	Tree Removal/New Street Tree	\$ 234.08	\$ 245.78	Each			
2.13.09	Engineering Hourly Rates by Function						
2.13.09a	City Engineer and Director Private Development	\$ 246.40	\$ 258.72				
2.13.09b	Principal Engineer	\$ 221.76	\$ 232.85				
2.13.09c	Project Engineer	\$ 187.42	\$ 206.98				
2.13.09d	Associate Engineer	\$ 155.23	\$ 162.99				
2.13.09e	Engineering Inspector	\$ 166.32	\$ 174.64				
2.13.09f	Permit Technician	\$ 166.32	\$ 162.99				
2.13.09g	Erosion and Sediment Control Inspector	\$ 166.32	\$ 174.64				
2.13.10	Sewer or Stormwater Inspections						
2.13.10a	Sewer or Stormwater TV inspection (first 400 LF) - includes cleaning and camera run for initial acceptance and 1-year warranty inspection	\$ 1,615.90	\$ 1,696.70	Each			
2.13.10b	Sewer or Stormwater TV inspection (over 400 LF)	\$ 1.40	\$ 1.16	Per lineal foot			
2.13.10c	Sewer or Stormwater TV Inspection - Site not ready Fee	\$ 140.00	\$ 115.50	Each occurrence			
2.13.10d	Sewer or Stormwater TV Inspection Fee - Existing Sewer	\$ 225.50	\$ 236.78	Each occurrence			
2.13.10e	Sewer or Stormwater TV Re-Inspection Fee	\$ 1.40	\$ 1.16	Per lineal foot			
2.13.11	Documents and Agreements						
2.13.11a	Contract for Extraterritorial Provision of Service and Consent to Annexation	\$ 322.78	\$ 338.92	Each			
2.13.11b	Extraterritorial Service Agreement	\$ 322.78	\$ 338.92	Each			
2.13.11c	Agreement Waiving Time Limit On Consent to annexation	\$ 322.78	\$ 338.92	Each			
2.13.11d	Right-of-way Dedication Deed	\$ 556.63	\$ 583.41	Each			
2.13.11e	Non-Statutory Development Agreement	\$ 4,040.96	\$ 4,243.01	Each			
2.13.11f	Public easement agreement	\$ 309.23	\$ 324.69	Each			
2.13.11g	Private easement agreement (standard or non standard form)	\$ 556.63	\$ 583.41	Each			
2.13.11h	Public Facility Improvement Agreement (PFIA) and Release	\$ 926.46	\$ 972.79	Each			
2.13.11i	Modification of PFIA	\$ 229.15	\$ 240.61	Each			
2.13.11j	Performance Agreement and Release (public)	\$ 1,228.30	\$ 1,289.72	Each			
2.13.11k	Warranty Agreement and Release	\$ 1,228.30	\$ 1,289.72	Each			
2.13.11l	Maintenance of Landscaping in Right of Way Agreement	\$ 666.28	\$ 698.54	Each			
2.13.11m	Initial Petition for LID Application	\$ 2,226.22	\$ 2,337.54	Each			
2.13.11n	Quitclaim Deed	\$ 551.94	\$ 579.53	Each			
2.13.11o	Application for Reimbursement District (NS-2008)	\$ 3,305.46	\$ 3,470.73	Each			
2.13.11p	Release of Engineering Agreements	\$ 551.94	\$ 579.53	Each			
2.13.11q	Revocable agreement	\$ 666.28	\$ 698.54	Each			
2.13.11r	Stormwater Maintenance Agreement	\$ 428.74	\$ 450.17	Each			
2.13.11s	Security and Improvement Agreement and Release	\$ 666.28	\$ 698.54	Each			
2.13.11t	Waiver of Remonstrance against the formation of an LID	\$ 412.72	\$ 433.36	Each			

Fiscal Year 2024-25 Fee Schedule - Exhibit B

SECTION 2. COMMUNITY DEVELOPMENT								
2.13	Engineering Fees (continued)							
	Description	Fee	New Fee	Unit	Add'l Fee	New Add'l Fee	Unit	
2.13.12	Water and Sewer Analysis Water Availability/Fire Flow Analysis:							
2.13.12a	Basic Certificate	\$ 469.39	\$ 492.86	Each				
2.13.12b	Model Run Certificate	\$ 713.33	\$ 748.99	Each				
2.13.12c	Full Model Run Analysis Certificate	\$ 2,173.25	\$ 2,281.91	Each				
2.13.12d	Fire Hydrant - Fire flow test	\$ 490.34	\$ 514.85	Each				
2.13.13	Water reclamation (sewer) system analysis:							
2.13.13a	Basic Certificate	\$ 469.39	\$ 492.86	Each				
2.13.13b	Model Run Certificate	\$ 822.98	\$ 864.12	Each				
2.13.13c	Full Model Run Analysis Certificate	\$ 2,682.27	\$ 2,711.39	Each				
2.13.13d	Woodrider Village Sewer Upgrade	\$ 1,286.21	\$ 1,350.52	Each				
2.13.13e	Sewer/Water Analysis Exemption Fee	\$ 336.00	\$ 352.80	Each				
2.13.14	Transportation Review Analysis							
2.13.14a	Transportation Review Analysis Exemption	\$ 577.81	\$ 606.70	Each				
2.13.14b	Transportation Facilities Report (TFR): Average daily trip (ADT) generation estimate <700 and property does not abut Arterial Street	\$ 813.12	\$ 853.78	Each				
2.13.14c	TFR: ADT estimate <700 and property abuts Arterial Street	\$ 1,217.22	\$ 1,278.08	Each				
2.13.14d	Transportation Impact Analysis (TIA): ADT 700-999	\$ 3,177.33	\$ 3,336.19	Each				
2.13.14e	TIA: ADT 1000 to 2000	\$ 7,069.22	\$ 7,422.68	Each				
2.13.14f	TIA: ADT generation over 2001	\$ 10,303.22	\$ 10,818.38	Each				
2.13.14g	Transportation Planning Rule	\$ 12,058.82	\$ 12,661.76	Each				
2.13.15	Engineering Data and Mapping							
2.13.15a	Aerial Imagery (electronic, georeferenced)	\$ 2,932.46	\$ 3,078.77	Each				
2.13.15b	1/4 Section Aerial Photo (electronic)	\$ 367.14	\$ 385.49	Each				
2.13.15c	1/4 Section Topo (electronic)	\$ 367.14	\$ 385.49	Each				
2.13.15d	Permit change fee (enforcement of right of way permits)			Actual Cost of Service				
2.13.16	Building Permits Reviewed by Private Development Engineering							
2.13.16a	Commercial Building Permit Engineering Review	\$ 324.02	\$ 340.22	Each				
2.13.16b	Temporary Certificate of Occupancy (commercial) Engineering Review	\$ 372.06	\$ 390.67	Each				
2.13.16c	Cash Bond for Right of Way for Temporary Certificate of Occupancy	\$ 511.28	\$ 536.84	Each				
	Planning Fee Application Reviewed by Private Development Engineering							
2.13.17	Type I							
2.13.17a	Type I Land Use Application	\$ 399.17	\$ 419.13					
2.13.17b	Subdivision and partition final plat fee	\$ 937.55	\$ 984.43	Base fee - first 2 sheets	\$ 406.56	\$ 426.89	Per add'l sheet	
2.13.18	Type II							
2.13.18a	Conditional use permit	\$ 399.17	\$ 419.13					
2.13.18b	Minor decision	\$ 399.17	\$ 419.13					
2.13.18c	Minor Master Plan	\$ 9,088.46	\$ 9,542.89	Base fee plus	\$ 248.86	\$ 261.31	Per acre up to 40 acres	
					\$ 124.43	\$ 130.65	Per acre 41 to 100 acres	
					\$ 64.06	\$ 67.27	Per acre over 100 acres	
2.13.18d	Partition	\$ 797.40	\$ 836.96					
2.13.18e	Planned Unit Development (PUD) Modification	\$ 1,413.40	\$ 1,483.76					
2.13.18f	Replat, Partition	\$ 674.11	\$ 602.82					
2.13.18g	Replat, Subdivision	\$ 797.40	\$ 836.96					
2.13.19	Site Plans							
2.13.19a	Site plan alteration 5000 SF or less	\$ 797.40	\$ 836.96					
2.13.19b	Site plan alteration > 5000 SF	\$ 1,696.67	\$ 1,676.51					
2.13.19c	Site Plan Development < 5,000 SF	\$ 1,694.27	\$ 1,579.49					
2.13.19d	Site Plan Development 5,000-50,000 SF	\$ 2,837.90	\$ 2,979.16					
2.13.19e	Site Plan Development 50,000-75,000 SF	\$ 3,080.00	\$ 3,234.00					
2.13.19f	Site Plan Development > 75,000	\$ 4,114.88	\$ 4,320.62					
2.13.19g	Site Plan for New Use with no Building	\$ 924.00	\$ 970.20	Each				
2.13.19h	Subdivision (up to 25 lots)	\$ 3,667.66	\$ 3,851.05	Base fee plus				
2.13.19i	Subdivision (over 25)	\$ 43.12	\$ 45.28	Per lot				
2.13.19j	Subdivision - Phased (up to 25 lots)	\$ 4,340.34	\$ 4,557.35	Base fee plus				
2.13.19k	Subdivision - Phased (over 25)	\$ 49.28	\$ 51.74	Per lot				
2.13.19l	Surface Mining	\$ 1,602.83	\$ 1,682.97	Each				
2.13.19m	Tentative Subdivision Approval Modification	\$ 1,413.40	\$ 1,483.76					
2.13.19n	Variance Class C	\$ 924.00	\$ 970.20					
2.13.19o	Waiver & Modification of Public Improvement Standards	\$ 586.43	\$ 615.75					

Fiscal Year 2024-25 Fee Schedule - Exhibit B

SECTION 2. COMMUNITY DEVELOPMENT									
2.13		Engineering Fees (continued)							
		Description	Fee	New Fee	Unit				
2.13.19p		Wireless or broadcast facility	\$ 1,602.83	\$ 1,682.97					
2.13.20		Type III							
2.13.20a		Appeal of Hearing Officer or Planning Commission Decision with Engineering Issue	\$ 1,662.44	\$ 1,734.72					
2.13.20b		Appeal of a Limited Land Use Decision or Land Use Decision with Engineering Issue	\$ 1,662.44	\$ 1,734.72					
2.13.20c		Master Development Plan	\$ 16,307.60	\$ 16,072.98	Base fee plus				
						\$ 248.34	\$ 260.75	Per acre up to 40 acres	
						\$ 124.17	\$ 130.38	Per acre 41 to 100 acres	
						\$ 63.56	\$ 66.74	Per acre over 100 acres	
2.13.21		Type IV							
2.13.21a		General Plan Map Amendment with or without Concurrent Zone Change	\$ 2,631.55	\$ 2,763.13					
2.13.21b		General Plan or Development Code Text Amendment	\$ 1,668.27	\$ 1,741.19					
2.13.21c		Development Agreement per ORS chapter 94	\$ 16,307.60	\$ 16,072.98					
2.13.21d		UGB Expansion	\$ 7,666.88	\$ 8,039.72					
2.13.22		Planning - Other							
2.13.22a		Completeness check - Partition	\$ 188.50	\$ 197.92					
2.13.22b		Completeness check - Subdivision/Site Review	\$ 188.50	\$ 197.92					
2.13.22c		Completeness check - Site review > 5000 SF	\$ 188.50	\$ 197.92					
2.13.22d		Modification of Application - Pending Application			25% of current base fee				
2.13.22e		Modification of Approval (non subdivision or site plan)			50% of current base fee				
		Pre-Application Meeting							
2.13.22f		Vacation of right of way	\$ 4,886.44	\$ 5,130.42					
2.13.22g		Annexation agreement	\$ 7,730.80	\$ 8,117.34	Each				
2.13.22h		Annexation Fee	\$ 378.22	\$ 397.14	Per acre				
2.14		Planning Fees							
		Application fees must be paid prior to the city making a determination of whether the application is complete.							
		Related Applications. All applications involving multiple abutting lots with substantially similar proposals are subject to a base fee for the first lot, plus 50% of the base fee for each additional lot included in the request.							
		Per Acre Fee. All per acre fees will be rounded up to the nearest acre for the project site. Type III and Type IV applications processed concurrently are only subject to one per acre fee listed in section 2.15 of this resolution; in these instances the highest of the applicable per acre fee will be assessed.							
		Hearings Officer. In order to pay the rate charged by the Hearings Officer, all applications reviewed by a Hearings Officer, including but not limited to appeals and remands, are subject to a deposit of 65% of the original application fee(s) or \$10,000 whichever is less; in no case shall the deposit be less than \$2,000. At the conclusion of the hearing process, any unexpended funds will be refunded to the applicant/appellant. In the event that the deposited funds are insufficient to cover the expense of the Hearings Officer's decision, the applicant/appellant shall be responsible for paying the additional costs. All Expedited and Middle Housing land division applications are subject to a Hearings Officer deposit at the time of submittal.							
		Replat Fees. The Replat fees are applied for the reconfiguration or elimination of lots or parcels. If new lots or parcels are created, the subdivision or partition fees apply depending on the number of new properties created.							
2.14.01		Type I							
		Description	Fee	New Fee	Unit				
	2.14.01a	Adjustment Request		\$ 1,488.74	Each				
2.14.01a	2.14.01b	Design Review Type I	\$ 1,294.66	\$ 1,488.74	Each				
2.14.01b	2.14.01c	Final Plat - Partition	\$ 1,225.44	\$ 1,409.26	Each				
2.14.01c	2.14.01d	Final Plat Subdivision - Less than 10 lots	\$ 1,317.60	\$ 1,515.24	Each				
2.14.01d	2.14.01e	Final Plat Subdivision - 10 to 20 Lots	\$ 1,509.84	\$ 1,839.82	Each				
2.14.01e	2.14.01f	Final Plat Subdivision - 21 or More Lots	\$ 2,099.52	\$ 2,414.45	Each				
2.14.01f	2.14.01g	Home Business - Class B	\$ 1,159.20	\$ 1,333.08	Each				
2.14.01g	2.14.01h	Lot of Record Verification Single Family & Duplex in Subdivision	\$ 1,216.80	\$ 1,399.32	Each				
2.14.01h	2.14.01i	Lot of Record Verification Commercial/Industrial/Institutional/Multi Family/Single Family no Subdivision	\$ 1,562.40	\$ 1,796.76	Each				
2.14.01i	2.14.01j	Minimum Development Standards Review (Commercial/Industrial/Institutional/Multi-family)	\$ 1,620.00	\$ 1,863.00	Each				
2.14.01j	2.14.01k	Minimum Development Standards Exemption	\$ 534.24	\$ 614.38	Each				
2.14.01k	2.14.01l	Minor Decision - Type I	\$ 434.88	\$ 500.11	Each				
2.14.01l	2.14.01m	Property Line Adjustment	\$ 1,604.16	\$ 1,844.78	Each				
2.14.01m	2.14.01n	Short Term Rental, Type I	\$ 1,068.40	\$ 1,217.16	Each				
2.14.01n	2.14.01o	Temporary Use	\$ 792.00	\$ 910.80	Each				
2.14.01o	2.14.01p	Wireless or Broadcast Facility Review - Type I	\$ 1,140.48	\$ 1,311.55	Each				
2.14.02		Type II							
		Description	Fee	New Fee	Unit	Add'l Fee	New Add'l Fee	Unit	
2.14.02a		Cemetery Subdivision	\$ 1,779.84	\$ 2,046.82	Base fee	\$ 46.08	\$ 52.99	Per lot	
2.14.02b		Conditional Use Permit	\$ 4,111.20	\$ 4,727.88	Each				
2.14.02c		Declaratory Ruling-Administrative Decision	\$ 2,977.92	\$ 3,424.61	Each				
2.14.02d		Design Review CB Zone - Track 1	\$ 2,116.80	\$ 2,434.32	Each				
2.14.02e		Design Review Deschutes River, Administrative	\$ 2,486.88	\$ 2,859.91	Each				

Fiscal Year 2024-25 Fee Schedule - Exhibit B

SECTION 2. COMMUNITY DEVELOPMENT						
2.14	Planning Fees (continued)					
	Description	Fee	New Fee	Unit		
2.14.02f	Design Review for Minor Alterations	\$ 2,070.72	\$ 2,381.33	Each		
2.14.02g	Design Review New construction/Major Alterations	\$ 2,116.80	\$ 2,434.32	Each		
2.14.02h	Expedited Land Division (three or fewer parcels)	\$ 8,174.88	\$ 9,401.11	Each (plus Hearings Officer Deposit)		
2.14.02i	Expedited Land Division (four or more lots)	\$ 15,651.36	\$ 17,999.06	Base fee plus (plus Hearings Officer Deposit)		
					\$ 253.44	\$ 291.46 Per lot up to 25 lots
					\$ 203.04	\$ 233.50 Per lot 26-75 lots
					\$ 50.40	\$ 57.96 Per lot over 75 lots
2.14.02j	Home Business - Class C	\$ 2,918.88	\$ 3,356.71	Each		
2.14.02k	Middle Housing Land Division	\$ 8,174.88	\$ 9,401.11	Each (plus \$2,000 Hearings Officer Deposit)		
2.14.02l	Minimum Development Standards Review - Type II	\$ 1,860.40	\$ 2,127.96	Each		
2.14.02m	Minor Decision - Type II	\$ 1,190.88	\$ 1,369.51	Each		
2.14.02n	Minor Master Plan	\$ 33,946.66	\$ 39,038.54	Base fee plus		
					\$ 927.36	\$ 1,066.46 Per acre up to 40 acres
					\$ 463.68	\$ 533.23 Per acre 41 to 100 acres
					\$ 237.60	\$ 273.24 Per acre over 100 acres
2.14.02o	Partition	\$ 8,174.88	\$ 9,401.11			
2.14.02p	Planned Unit Development (PUD) Modification	\$ 6,789.60	\$ 7,808.04			
2.14.02q	Public Easement Removal	\$ 1,925.28	\$ 2,214.07			
2.14.02r	Replat, Partition			1/2 of Partition Base Fee		
2.14.02s	Replat, Subdivision			1/2 of Subdivision Base Fee		
2.14.02t	Short Term Rental, Type II	\$ 2,944.80	\$ 3,386.52	Each		
2.14.02u	Signs - Adjustment to Standards	\$ 2,116.80	\$ 2,434.32	Each Sign		
2.14.02v	Signs - Appeal of Decision	\$ 2,064.88	\$ 2,363.11	Each Application		
2.14.02w	Signs - Minor Master Sign Plan	\$ 2,661.04	\$ 3,048.70	Each Application		
2.14.02x	Signs - Major Master Sign Plan	\$ 3,975.84	\$ 4,572.22	Each Application		
2.14.02y	Signs - Sign Plan Revision Major (3 or more signs)	\$ 1,278.72	\$ 1,470.53	Each Application		
2.14.02z	Signs - Sign Plan Revision Minor (2 or fewer signs)	\$ 809.28	\$ 930.67	Each Application		
2.14.02aa	Signs - Variance	\$ 2,020.32	\$ 2,323.37	Each Application		
2.14.02ab	Site Plan Alteration 5,000 sq/ft or Less	\$ 2,809.44	\$ 3,230.86			
2.14.02ac	Site Plan - Major Alteration	\$ 13,169.72	\$ 15,132.53	Base fee plus		
					\$ 967.68	\$ 1,112.83 Per 1,000 sq ft for portion between 5,000 sq ft and 50,000 sq ft
					\$ 434.88	\$ 500.11 Per 1,000 sq ft for portion between 50,000 and 75,000 sq ft
					\$ 221.76	\$ 255.02 Per 1,000 sq ft for portion over 75,000
2.14.02ad	Site Plan New Development (include all area within the building footprint(s), including under-structure parking)	\$ 14,660.64	\$ 16,859.74	Base fee plus		
					\$ 931.68	\$ 1,071.43 Per 1,000 sq ft for portion between 5,000 sq ft and 50,000 sq ft
					\$ 434.88	\$ 500.11 Per 1,000 sq ft for portion between 50,000 and 75,000 sq ft
					\$ 220.32	\$ 253.37 Per 1,000 sq ft for portion over 75,000
2.14.02ae	Site Plan for New Use With No Building	\$ 2,473.92	\$ 2,845.01	Each		
2.14.02af	Solar access permit	\$ 2,109.60	\$ 2,426.04	Each		
2.14.02ag	Solar Shade Exemption	\$ 2,109.60	\$ 2,426.04	Each		
2.14.02ah	Subdivision	\$ 14,878.08	\$ 17,109.79	Base fee plus		
					\$ 257.76	\$ 296.42 Per lot up to 25 lots
					\$ 207.36	\$ 238.46 Per lot 26-75 lots
					\$ 51.84	\$ 59.62 Per lot over 75 lots
2.14.02ai	Subdivision - Phased	\$ 15,691.68	\$ 18,045.43	Base fee plus		
					\$ 257.76	\$ 296.42 Per lot up to 25 lots
					\$ 207.36	\$ 238.46 Per lot 26-75 lots
					\$ 51.84	\$ 59.62 Per lot over 75 lots
2.14.02aj	Surface Mining	\$ 12,474.72	\$ 14,345.93	Each		
2.14.02ak	Temporary permit	\$ 1,617.42	\$ 1,859.69	Each		
2.14.02al	Variance, Class A	\$ 2,361.60	\$ 2,715.84	Each		
2.14.02am	Variance, Class B and C	\$ 3,598.56	\$ 4,138.34	Each		
2.14.02an	Waiver & Modification of Public Improvement Standards	\$ 1,811.52	\$ 2,083.25	Each		
2.14.02ao	Wireless or Broadcast Facility Review - Type II	\$ 2,662.48	\$ 3,050.35			

Fiscal Year 2024-25 Fee Schedule - Exhibit B

SECTION 2. COMMUNITY DEVELOPMENT								
2.14.03		Type III and IV						
		Description	Fee	New Fee	Unit	Add'l Fee	New Add'l Fee	Unit
2.14.03a		Appeal of Administrative Permit Decision (in accordance with ORS 227.175, including maximum cap) There is no charge for an appeal by a recognized Neighborhood Association District for an appeal of a decision for a site within the neighborhood boundary	\$ 250.00					
2.14.03b		Appeal of Hearings Officer or Planning Commission Decision	\$ 4,514.40		Each application appealed			
2.14.03c	2.14.03b	Appeal of a Limited Land Use Decision, Land Use Decision or Type I Application			100% of current base fee and 4% LRP surcharge, up to \$6,883.20			
2.14.03d	2.14.03c	Appeal of Expedited or Middle Housing Land Division Decision in accordance with ORS 197.375	\$ 300.00		Each			
2.14.03e	2.14.03d	Declaratory Ruling to Hearings Officer	\$ 4,857.42	\$ 5,585.69	Each			
2.14.03f	2.14.03e	Declaratory Ruling to Planning Commission (Policy Matter)	\$ 5,140.80	\$ 5,911.92	Each			
2.14.03g	2.14.03f	Design Review CB Zone Track 2	\$ 4,995.36	\$ 5,744.66	Each			
2.14.03h	2.14.03g	Deschutes River Design Review	\$ 6,223.68	\$ 7,157.23	Each			
2.14.03i	2.14.03h	Master Development Plan or Special Planned District	\$ 67,179.52	\$ 65,756.45	Base fee plus			
						\$ 927.36	\$ 1,066.46	Per acre up to 40 acres
						\$ 463.68	\$ 533.23	Per acre 41 to 100 acres
						\$ 237.60	\$ 273.24	Per acre over 100 acres
2.14.03j	2.14.03i	MR Zone Review Per Plan (facilities or master)	\$ 67,179.52	\$ 65,756.45	Base fee			
2.14.03k	2.14.03j	Short Term Rental Development Designation, Type III	\$ 6,223.68	\$ 7,157.23	Each		\$ 309.60	\$ 356.04 Per Acre
2.14.03l	2.14.03k	Zone Change	\$ 7,495.20	\$ 8,619.48	Each			
2.14.03m	2.14.03l	Comprehensive Plan Map Amendment With or Without Concurrent Zone Change	\$ 18,374.40	\$ 21,130.56	Base fee plus			
						\$ 887.04	\$ 1,020.10	Per acre first 10 acres
						\$ 443.52	\$ 510.05	Per acre 11 to 40 acres
						\$ 223.20	\$ 256.68	Per acre over 40 acres
2.14.03n	2.14.03m	Comprehensive Plan or Development Code Text Amendment	\$ 22,553.28	\$ 25,936.27	Each			
2.14.03o	2.14.03n	Development Agreement per ORS Chapter 94			Same fee as Master Development Plan or Special Planned District			
2.14.03p	2.14.03o	UGB Expansion	\$ 24,844.32	\$ 28,570.97	Base fee plus	\$ 485.28	\$ 558.07	Per acre
2.14.04		Planning - Other						
		Description	Fee	New Fee	Unit			
2.14.04a		Address Change	\$ 443.52	\$ 510.05	Each			
2.14.04b		Address Miscellaneous			Actual Cost of Service			
2.14.04c		Approval Extensions	\$ 587.52	\$ 675.65	Each			
2.14.04d		Pre-Application Meeting			Each			
2.14.04e		DMV Licensing, Land Use Compatibility Statement or Zoning Only Verification	\$ 236.16	\$ 271.58	Each			
2.14.04f		Extended Area Notice			Actual Cost of Service			
2.14.04g		Modification of Application - Pending Application			25% of current base fee			
2.14.04h		Modification of Approval (prior to plat recording or occupancy)			50% of current base fee			
2.14.04i		New Address (each address)	\$ 90.72		Each			
2.14.04j	2.14.04i	New Street Name	\$ 90.72	\$ 104.33	Each			
2.14.04k	2.14.04j	Postage/Notification Type II	\$ 230.40	\$ 264.96	Included in Base Fee - Only Use for Additional Charges			
2.14.04l	2.14.04k	Postage/Notification Type III	\$ 438.00	\$ 503.70	Included in Base Fee - Only Use for Additional Charges			
2.14.04m	2.14.04l	Postage/Notification Type IV	\$ 499.20	\$ 574.08	Included in Base Fee - Only Use for Additional Charges			
2.14.04n		Completeness Check Meeting - Partition	\$ 491.04	\$ 564.70	Included in Base Fee - Only Use for Additional Charges			
2.14.04o		Completeness Check Meeting - Subdivision/Site Review	\$ 753.12	\$ 866.09	Included in Base Fee - Only Use for Additional Charges			
2.14.04p	2.14.04m	Reconsideration of Decision			25% of current base fee			
2.14.04q		Refund/ Withdrawal of application - No Public Notice Sent/ Prior to Completeness Determination			25% of all Planning Application fees paid (including Fire, PDE, and LRP) will be retained, up to \$3,000			
2.14.04r	2.14.04o	Refund/ Withdrawal of application - Notice Sent/ After Completeness Determination if Notice not Required			50% of all Planning Application fees paid (including Fire, PDE, and LRP) will be retained			
2.14.04s	2.14.04p	Refund/Withdrawal of application - After Initial Public Hearing			All Planning Application fees will be retained. Not eligible for a refund.			
2.14.04t	2.14.04q	Reopen the Record or Remand of Decision			50% of current base fee			
2.14.04u	2.14.04r	Research and or Labor Fee (per hour)			Actual Cost of Service			
2.14.04v	2.14.04s	Street Name Change	\$ 4,641.12	\$ 6,337.29	Each			
2.14.04w		Roll Change	\$ 335.52		Each			
2.14.04x	2.14.04t	Transcript Fee			Actual Cost of Service			
2.14.04y	2.14.04u	Property History/Zoning Verification Letter	\$ 1,696.32	\$ 1,950.77	Each			
2.14.04z	2.14.04v	Vacation of right of way	\$ 7,879.68	\$ 9,061.63	Each			
2.14.05		Planning Fees in Engineering Permits						
		Description	Fee	New Fee	Unit	Add'l Fee	New Add'l Fee	Unit
2.14.05a		Tier 3 Permit Review	\$ 568.48	\$ 642.25	Base fee - first 3 hours			Actual Cost of Service over 3 hours
2.14.05b		Grading Permit (includes plan review and inspection)	\$ 181.44	\$ 208.66	Each			

Fiscal Year 2024-25 Fee Schedule - Exhibit B

SECTION 2. COMMUNITY DEVELOPMENT								
2.14.06		Planning Fees in Building Permits						
		Description	Fee	New Fee	Unit			
2.14.06a		New Address	\$ 90.72	\$ 104.33	Per address			
2.14.06b		Address Miscellaneous			Actual Cost of Service			
2.14.06c	2.14.06b	Re-review - for significant review on 3rd revision or final	\$ 181.44	\$ 208.66	Each			
2.14.06d	2.14.06c	Re-Inspection for more than two site inspections	\$ 181.44	\$ 208.66	Each			
2.14.06e	2.14.06d	Residential Addition or Alteration	\$ 436.32	\$ 501.77	Each			
2.14.06f	2.14.06e	New Commercial, Industrial, Institutional, Multi-Family or Addition (0-99 sheets)	\$ 2,517.12	\$ 2,894.69	Each			
2.14.06g	2.14.06f	New Commercial, Industrial, Institutional, Multi-Family or Addition (100-199 sheets)	\$ 4,988.16	\$ 5,736.38	Each			
2.14.06h	2.14.06g	New Commercial, Industrial, Institutional, Multi-Family or Addition (200-299 sheets)	\$ 7,673.76	\$ 8,824.82	Each			
2.14.06i	2.14.06h	New Commercial, Industrial, Institutional, Multi-Family or Addition (300+ sheets)	\$ 10,347.84	\$ 11,900.02	Each			
2.14.06j	2.14.06i	Commercial Plan Re-Review (0-25 sheets changed)	\$ 774.72	\$ 890.93	Each			
2.14.06k	2.14.06j	Commercial Plan Re-Review (26-50 sheets changed)	\$ 1,228.32	\$ 1,412.57	Each			
2.14.06l	2.14.06k	Commercial Plan Re-Review (50-75 sheets changed)	\$ 1,697.76	\$ 1,952.42	Each			
2.14.06m	2.14.06l	Commercial Plan Re-Review (75-100 sheets changed)	\$ 2,147.04	\$ 2,469.10	Each			
2.14.06n	2.14.06m	Historic Compliance Review	\$ 181.44	\$ 208.66	Each			
2.14.06o	2.14.06n	Tenant Improvement	\$ 613.44	\$ 705.46	Each			
2.14.06p	2.14.06o	Minor Tenant Improvement	\$ 357.12	\$ 410.69	Each			
2.14.06q	2.14.06p	Minor Improvement (eg: fence, wireless facility co-location or retaining wall)	\$ 273.60	\$ 314.64	Each			
2.14.06r	2.14.06q	New Dwelling Unit Review	\$ 717.12	\$ 824.69	Per dwelling unit			
2.14.06s	2.14.06r	Minor Residential Remodel, Addition, Alteration (interior)	\$ 146.88	\$ 168.91	Each			
2.14.06t	2.14.06s	Minor Mechanical/Electrical/Roof Replacement Review	\$ 97.60	\$ 112.13	Each			
2.14.07		Historic Applications						
		Description	Fee	New Fee	Unit	Add'l Fee	New Add'l Fee	Unit
2.14.07a		Demolish or remove a non-contributing / non-historic structure	\$ 2,113.92	\$ 2,431.01	Each			
2.14.07b		Demolish or remove a contributing / primary historic structure	\$ 2,818.08	\$ 3,240.79	Each			
2.14.07c		Construct a new structure in a historic district or on a resource property	\$ 4,198.92	\$ 4,828.76	Each			
2.14.07d		Major alteration/addition of a historic or non-historic structure in a historic district or property	\$ 3,682.80	\$ 4,235.22	Each			
2.14.07e		Minor alteration/addition of a historic or non-historic structure in a district or property	\$ 2,877.12	\$ 3,308.69	Each			
2.14.07f		Move historic structure from/into historic district or property	\$ 3,405.60	\$ 3,916.44	Each			
2.14.07g		Ordinance to remove/add a property to the city's inventory of designated historic and cultural resources	\$ 4,226.70	\$ 4,860.71	Each			
2.14.07h		Ordinance to add a historic district to the city's inventory of designated historic and cultural resources. (fee does not apply to nominations to the National Park Service for National Register Historic Districts.)	\$ 14,032.80	\$ 16,137.72	Base fee plus	\$ 8,811.36	\$ 10,133.06	Per acre
2.14.07i		Ordinance to add Drake Park or Old Town historic districts to the city's inventory of designated historic and cultural resources.	\$ 8,631.36	\$ 9,926.06	Base fee plus	\$ 1,028.16	\$ 1,182.38	Per acre
2.14.07j		Appeal Landmarks Commission decision to City Council	\$ 5,742.72	\$ 6,604.13	Base fee plus	Actual Cost of Service		
2.14.07k		Signs, awnings or canopies installed on a historic site/building (building – mounted & freestanding)	\$ 619.20	\$ 712.08	Each			
2.14.07l		Interior window sign in a historic building	\$ 352.80	\$ 405.72	Each			
2.14.07m		Minor Historic Decision - Type I	\$ 434.88	\$ 500.11	Each			

Fiscal Year 2024-25 Fee Schedule - Exhibit B

SECTION 2. COMMUNITY DEVELOPMENT									
2.14.08 Planning Documents and Agreement									
		Description	Fee	New Fee	Unit				
2.14.08a		Build over lot line agreement	\$ 361.44	\$ 415.66	Each				
2.14.08b		Non-Statutory Development Agreement	\$ 4,723.20	\$ 5,431.68	Each				
2.14.08c		Performance Agreement and Release (Private)	\$ 864.90	\$ 993.60	Each				
2.14.08d		Private easement agreement	\$ 649.44	\$ 746.86	Each				
2.14.08e		Private Shared Parking Agreement	\$ 649.44	\$ 746.86	Each				
2.14.08f		Release of Planning Agreement	\$ 645.12	\$ 741.89	Each				
2.14.08g		Restrictive Covenant	\$ 649.44	\$ 746.86	Each				
2.14.08h		Use Agreement for Compliance with City Code	\$ 361.44	\$ 415.66	Each				
	2.14.08i	Residential Occupancy Exception Agreement		\$ 253.00	Each				
2.14.09 One-Time UGB Expansion (SB 1537)									
		Description	Fee	New Fee	Unit				
	2.14.09a	Comprehensive Plan Text Amendment		\$ 25,935.95	Each				
	2.14.09b	Comprehensive Plan Map Amendment		\$ 21,130.10	Each				
	2.14.09c	Urban Growth Boundary Amendment		\$ 28,570.60	Each				
2.14.09 Sign Permits									
		Description	Fee	New Fee	Unit	Add'l Fee	New Add'l Fee	Unit	
2.14.09a	2.14.10a	Temporary sign registration fee							
2.14.09b	2.14.10b	Portable sign in Downtown District registration fee	\$ 94.33	\$ 108.48	Per calendar year				
2.14.10	2.14.11	Illuminated and Non-Illuminated Signs: Building or freestanding signs without internal lighting or other electrical components							
2.14.10a	2.14.11a	Up to 8 sq ft	\$ 209.10	\$ 240.47	Base fee plus 65% of base fee if 2.1.10 applies				
2.14.10b	2.14.11b	Over 8 sq ft and up to 40 sq ft	\$ 289.28	\$ 332.68	Base fee plus 65% of base fee if 2.1.10 applies				
2.14.10c	2.14.11c	Over 40 sq ft and up to 80 sq ft	\$ 367.89	\$ 423.08	Base fee plus 65% of base fee if 2.1.10 applies				
2.14.10d	2.14.11d	Over 80 sq ft	\$ 427.64	\$ 491.78	Base fee plus 65% of base fee if 2.1.10 applies				
2.14.10e	2.14.11e	Sign on Wall or Window that is Painted, Vinyl or Paper	\$ 209.10	\$ 240.47	Each sign plus	\$ 3.44	\$ 3.62		
2.14.10f	2.14.11f	Investigation fee (for commencement of work without a permit)	\$ 197.65	\$ 227.18	per hour or portion thereof (minimum charge 1 hour)				
2.14.10g	2.14.11g	Sign Recovery	\$ 88.04	\$ 101.25	Per occurrence				
2.14.10h	2.14.11h	Mural sign	\$ 518.82	\$ 596.65					
2.14.10i	2.14.11i	Additional plan review for alteration of, or addition to, an existing sign or sign structure that will result in less than 30 percent change to the original sign size, shape or height of a sign. Also includes alterations to the sign location on the same site, illumination, and the replacement of materials. Alterations or additions beyond 30% of the original sign or sign structure size, shape or height of a sign require the submittal of a new sign permit and applicable fees.	\$ 125.78	\$ 144.64	Each plus	\$ 202.84	\$ 233.23	Per hour or fraction thereof for any part of an hour over 30 minutes	
2.14.10j	2.14.11j	Renewal of expired permit	50% of current sign permit fee		Or \$82.08 \$90.29 whichever is greater				
2.14.10k	2.14.11k	Accelerated Quick Start – Optional Program (if city can accommodate)	2 times the total sign permit fees		Or \$462.72 \$178.99 whichever is greater				
2.15 Annexation Fees									
		Description	Fee	New Fee	Unit				
2.15.01		Annexation fee per acre, or portion thereof	\$ 1,179.36	\$ 1,356.26	Per acre or as otherwise authorized by the Council in an annexation agreement. This fee is exempt from the Long Range Planning Surcharge of 4%.				
2.15.02		Annexation agreement (Planning Division fee)	\$ 27,152.64	\$ 31,225.54	Each				
2.16 Ballot Measure 49 Claims									
		Description	Fee	New Fee	Unit	Add'l Fee	New Add'l Fee	Unit	
2.16.01		Initial Claim Filing	\$ 6,211.20	\$ 7,142.88	Base fee plus	\$ 1,080.00	\$ 1,242.00	Per dwelling/lot/ parcel	
2.17 Fire Prevention Plan Review Fees									
		Description	Fee	New Fee	Unit				
2.17.01		Type I Fire Prevention Reviews							
2.17.01a		Change of use	\$ 97.92	\$ 112.61	Each				
2.17.01b		Design Review – Minor Alteration	\$ 74.88	\$ 86.11	Each				
2.17.01c		Site Plan – Minor Alteration	\$ 185.76	\$ 213.62	Each				
2.17.02		Type II Fire Prevention Reviews							
2.17.02a		Change of use	\$ 154.98	\$ 177.19	Each				
2.17.02b		Conditional Use	\$ 262.08	\$ 301.39	Each				
2.17.02c		Design Review – Track 1	\$ 192.96	\$ 221.90	Each				
2.17.02d		Design Review for Minor Alterations	\$ 79.20	\$ 91.08	Each				
2.17.02e		Design Review - New construction/Major Alterations	\$ 264.96	\$ 304.70	Each				
2.17.02f		Partition – Comm/Indust/Institutional	\$ 277.92	\$ 319.61	Each				
2.17.02g		Partition – Residential	\$ 318.24	\$ 365.98	Each				
2.17.02h		Planned Unit Development (PUD) – Modification	\$ 328.32	\$ 377.57	Each				
2.17.02i		Site Plan – Major Alteration	\$ 671.04	\$ 771.70	Each				
2.17.02j		Site Plan – New Development	\$ 797.76	\$ 917.42	Each				
2.17.02k		Subdivision - Comm/Indust/Institutional	\$ 969.12	\$ 1,114.49	Each				
2.17.02l		Subdivision – Residential	\$ 1,022.40	\$ 1,175.76	Each				
2.17.02m		Subdivision – Phased Residential	\$ 1,117.44	\$ 1,285.06	Each				
2.17.02n		Tentative subdivision Approval Modification	\$ 547.20	\$ 629.28	Each				
2.17.02o		Variance – Class A	\$ 152.64	\$ 175.54	Each				

Fiscal Year 2024-25 Fee Schedule - Exhibit B

SECTION 2. COMMUNITY DEVELOPMENT							
2.17	Fire Prevention Plan Review Fees (continued)						
	Description	Fee	New Fee	Unit			
2.17.02p	Variance – Class B Comm/Indust/Institutional/Multi-family	\$ 432.00	\$ 496.80	Each			
2.17.02q	Variance – Class B Single Family/Duplex/Triplex	\$ 277.92	\$ 319.61	Each			
2.17.02r	Variance – Class C	\$ 356.68	\$ 409.03	Each			
2.17.03	Type III Fire Prevention Reviews						
2.17.03a	Design Review CB Zone – Track 2	\$ 276.48	\$ 317.95	Each			
2.17.04	Master Development Plan or Special Planned District Fire Prevention						
2.17.04a	Smaller than 20 acres	\$ 2,243.52	\$ 2,580.05	Each			
2.17.04b	21 to 40 acres	\$ 2,391.84	\$ 2,750.62	Each			
2.17.04c	41 to 100 acres	\$ 3,346.56	\$ 3,848.54	Each			
2.17.04d	Larger than 100 acres	\$ 4,492.80	\$ 5,166.72	Each			
2.17.04e	MR Zone Review per plan (facilities or master)	\$ 2,327.04	\$ 2,676.10	Each			
2.17.05	Type IV Fire Prevention Reviews						
2.17.05a	Comprehensive Plan Diagram Map Amendment	\$ 1,248.48	\$ 1,435.75	Each			
2.17.05b	Plan Text Amendment	\$ 898.56	\$ 1,033.34	Each			
2.17.05c	Development Agreement per ORS Chapter 94	\$ 3,463.68	\$ 3,638.23	Each			
2.17.06	Pre-submittal Partition	\$ 48.96	\$ 56.30	Each			
2.18	Property Tax Exemption						
	Description	Fee	New Fee	Unit			
2.18.01	Affordable Rental Housing and Non-Profit Tax Exemption Application						
2.18.01a	Up to 15 units	\$ 315.00		Each			
2.18.01b	16 to 30 units	\$ 630.00		Each			
2.18.01c	31 or more units	\$ 840.00		Each			
2.18.02	Multi-Unit Property Tax Exemption						
2.18.02a	Multi-Unit Property Tax Exemption Application Fee	\$ 5,800.00		Each			
2.19	Community Development General Administration						
	Description	Fee	New Fee	Unit	Add'l Fee	New Add'l Fee	Unit
2.19.01	Reproduction and printing fees - black and white; 11 x 17 or smaller	\$ 1.82		First page	\$ 0.18		Each additional page
2.19.02	Reproduction and printing fees – color; 11 x 17 or smaller	\$ 2.42		First page	\$ 0.61		Each additional page
2.19.03	Large format printing – black and white; larger than 11 x 17	\$ 6.05		Per sheet			
2.19.04	Large format printing – color; larger than 11 x 17	\$ 49.61		Each			
2.19.05	Copies - CD, each	\$ 13.31		Each			
2.19.06	Recording Fees (County)			Actual Recording Cost + 25%			

Fiscal Year 2024-25 Fee Schedule - Exhibit A

SECTION 3. LEGAL and JUDICIAL:			
3.1	Municipal Court		
	Description	Fee	Unit
3.1.01	Setting aside conviction or arrest record (expungement)	\$ 85.00	Each
3.1.02	Court costs		
3.1.02a	Traffic & ordinance violation	\$ 11.00	Each
3.1.02b	Criminal	\$ 22.00	Each
3.1.02c	Suspension packet	\$ 12.00	Each
3.1.02d	Vacate conviction and/or suspension	\$ 26.00	Each
3.1.02e	Supervision of Deferred Adjudication and Probation and Administrative Fee	\$ 31.00	Per Court Appearance
3.1.02f	Payment Plan Administrative Fee	\$ 30.00	Per Payment Plan
3.1.02g	Bicycle Safety School Administrative Fee	\$ 40.00	Per Class Authorized
3.1.02h	Citation Administrative Fee	\$ 65.00	Per Violation/Infraction
3.1.03	Failure to appear		
3.1.03a	Arraignment or subsequent appearance (except trial)	\$ 50.00	Each
3.1.03b	Trial (no jury)	\$ 159.00	Each
3.1.03c	Suspend (ORS regulated)	\$ 15.00	Each
3.1.03d	Warrant	\$ 26.00	Each
3.1.03e	Miscellaneous Petitions/Motions	\$ 50.00	Each
3.1.04	Collection Agency Charges: (court per ORS 137.118)		17.50% of the balance, up to a \$250 maximum.
	Note: Accounts sent to collection are subject to legal judgment collection fees charged by the collection agency (fees that are incurred during the process of filing a legal judgment and costs incurred during the collection of debt). These fees are payable upon payment of account balance.		
	Note: In addition to the fees listed above, additional fines and fees may be assessed by court order by the Municipal Court Judge.		
3.2	Parking Penalties		
	Description	Fee	Unit
3.2.01	Parking Penalties		
3.2.01a	Overtime Parking and Meter Violation (Paid within 48 hours)	\$ 12.00	Each
3.2.01b	Overtime Parking and Meter Violation (Paid within 10 days)	\$ 25.00	Each
3.2.01c	Overtime Parking and Meter Violation (Paid after 10 days)	\$ 45.00	Each
3.2.02	Prohibited Parking	\$ 50.00	Each
3.2.03	Habitual Parking Offender		
	The penalty for repeated parking violations within any 365 consecutive day period shall be increased as follows:		
3.2.03a	1. Five to nine parking violations:	200%	of applicable penalty
3.2.03b	2. Ten to fourteen parking violations:	300%	of applicable penalty
3.2.03c	3. Fifteen or more parking violations:	400%	of applicable penalty
3.2.04	Parking Citation Administrative Fees		
3.2.04a	a. Parking Citation Administrative Fee	\$ 15.00	Each
3.2.04b	b. Parking Citation Online Payment Administrative Fee	\$ 2.25	Each
	If the violator refuses to pay the above fees, then the violator's vehicle may be subject to impoundment and/or booting fees of \$150.00 in addition to the violation fees described above.		
	The fees listed in this section may be reduced by written policies adopted by the City Manager or the Parking Hearing Officer that adopts standards for granting the reduction. Additional fees may apply for parking services provided by third-party vendors. Use of such services is voluntary. In no event shall parking vendor fees exceed the fee amounts authorized by agreement with the City.		

Fiscal Year 2024-25 Fee Schedule - Exhibit A

SECTION 4. REGULATORY:				
4.1	License Fees			
	Description	Fee	Unit	
(All license fees are annual unless specified otherwise. Bend Code reference is noted in parenthesis.)				
4.1.01	Rentals			
4.1.01a	Americans with Disabilities Act Sign Rental	\$ 5.00		per sign
4.1.01b	Outlet Adapter Rental	\$ 50.00		per adapter
4.1.02	Refunds			
4.1.02a	Refund/Withdrawal of a license, permit or registration application			Maximum of 75% of fee
4.1.03	Secondhand Dealers and Pawn Brokers (7.25)			
4.1.03a	Annual license application (plus any applicable state fees)	\$ 80.00		
4.1.04	State Liquor License Application Endorsements			
4.1.04a	Liquor License (ORS 471 and 472)	\$ 25.00		
4.1.04b	Liquor License Temporary (ORS 471 and 472)	\$ 25.00		
4.1.05	Private Security (7.15)			
4.1.05a	Private Security Company License (7.15.010)	\$ 80.00		
4.1.06	Right of Way Licenses (7.20)			
4.1.06a	Sidewalk Vendor Annual Application	\$ 500.00		
4.1.06b	Sidewalk Vendor Deposit	\$ 350.00		
4.1.06c	Sidewalk Café Annual Application	\$ 200.00		
4.1.07	Special Events (7.40)			
4.1.08	Permit Application	\$ 1,000.00		
4.1.09	Special Event Permit - Race-only Application	\$ 500.00		
4.1.09a	Accessibility plan review	\$ 55.00		
4.1.10	Additional fee for utilization of Police Department personnel for services including but not limited to traffic safety and event security			Actual Cost of Service, estimated as follows: Traffic Officer \$134/hr Police Officer \$130/hr Community Service Officer \$119/hr Corporal \$134/hr Sergeant \$145/hr
4.1.10a	Additional fee for traffic signal operational changes performed by Oregon Department of Transportation (ODOT)			Actual Cost of Service, estimated as follows: ODOT Electrical Support \$150/hr
4.1.10b	Appeal of Permit Decision	\$ 200.00		Per appeal
4.1.11	Vehicle for Hire Licenses (7.35)			
4.1.11a	Initial Application - Taxi	\$ 600.00		
4.1.11b	Initial Application - Transportation Network Company	\$ 2,300.00		
4.1.11c	Appeal of License Decision - Taxi	\$ 200.00		Per taxi appeal
4.1.11d	Appeal of License Decision - Transportation Network Company (TNC)	\$ 400.00		Per TNC appeal
4.1.11e	Alcohol Consumption Permit for Approved Vehicles	\$ 130.00		Per Year, Per Vehicle
4.1.12	Business Registration (7.05.045)			
4.1.12a	For profit business	\$ 110.00		per year initial registration
4.1.12b	Non-profit business	\$ -		
4.1.12c	Late Filing Fee (eligible up to 30 days past expiration)	\$ 20.00		
4.1.12d	Renewal Fee	\$ 85.00		per year
4.1.13	Marijuana Business Operating Licenses (7.50.035)			
4.1.13a	Original Application	\$ 1,000.00		Per application
4.1.13b	Renewal Application	\$ 500.00		Per application
4.1.13c	Modification of Approved Application	\$300, or Actual cost of service in the event staff review is greater than \$300		
4.1.13d	Appeal of License Denial	\$1,000 deposit, then actual cost of service		
4.1.13e	Untimely Application for Renewal or Modification (past 30 days of renewal/modification date)	\$ 500.00		Per application
4.1.14	Burning Permits			
4.1.14a	Burning permit: Agricultural & commercial	\$ 20.00		Per year
4.1.15	Social Gaming License (7.30)			
4.1.15a	Annual License Application	\$ 80.00		Per table
4.1.15b	Appeal of License Decision	\$ 100.00		Deposit, the actual cost of service
4.1.16	Noise Variance Permit (5.50)			
4.1.16a	Permit Application	\$ 250.00		Per application
4.1.16b	Appeal of Permit Decision	\$ 100.00		Per appeal

Fiscal Year 2024-25 Fee Schedule - Exhibit A

SECTION 4. REGULATORY:						
4.1	License Fees (continued)					
	Description	Fee	Unit	Add'l Fee	Unit	
4.1.16c	Short Term Rental License (7.16)					
4.1.17	Short Term Rental Application	\$ 350.00	Per application			
4.1.18	Short Term Rental Renewal Application	\$ 255.00	Per application			
4.1.19	Short Term Rental Application Late Fee	\$ 55.00	Per application			
4.1.20	Short Term Rental Transportation Fee		See 6.10.02e			
4.1.21	Appeal of License Decision	\$ 200.00	Per appeal			
4.1.22	Commercial Parklet Accessibility Plan Review	\$ 50.00	Per application			
4.1.23	Commercial Parklet Application	\$ 1,000.00	Per application			
4.1.24	Commercial Parklet Renewal Application - minimal or no changes	\$ 250.00	Per application			
4.1.25	Commercial Parklet Renewal Application - major changes requiring staff inspection	\$ 750.00	Per application			
4.1.26	Monthly Commercial Parklet Fee (per space or portion thereof)	\$ 60.00	Per month, per space			
4.1.27	Appeal of Café, Vendor or Parklet License Decision	\$ 100.00				
4.1.28	Qualified Contractors Licenses (3.40)					
4.1.28a	Qualified Contractor Annual Application	\$ 250.00	Each			
4.1.28b	Qualified Contractor Appeal of License Decision	\$ 55.00	Per appeal			

Fiscal Year 2024-25 Fee Schedule - Exhibit A

SECTION 5. UTILITY CHARGES:				
5.1		Utility Administrative Fees		
		Description	Fee	Unit
5.1.01		Account Service Deposit	\$ 125.00	
		Note: Deposits are required for new customers to the City for water and sewer utilities, previous customers who have not maintained a full year of good credit, and any previous customer sent to collections. Deposits are refundable without interest if no shutoff or late payments occur within one year of the first billing period. Deposits may be transferred to new accounts or to cover any outstanding amounts owing on other accounts of the same account-holder.		
5.1.02		Account Set Up Fee	\$ 15.00	
5.1.03		Delinquent Account Collection Charges		
5.1.03a		Late Notice Fee	\$ 10.00	
5.1.03b		Sewer and/or Stormwater Service Delinquency Fee	\$ 20.00	
5.1.04		Franchise Fees assessed against water and sewer revenues, excluding deposits, for customers residing within the City of Bend.	6%	Franchise fees are assessed to City customers to reimburse the City for the cost of the utility license fee set forth in Bend Municipal Code Section 3.20.020
		Note: Water Delinquency Fees are included in section 5.2		
5.2		Water		
		Description	Fee	Unit
		All water service charges will be prorated based on a 30-day billing cycle unless otherwise specified. * Charges determined under contract with specific entities may take precedent over fees listed below.		
5.2.01		Metered water fees-Inside City		
		Minimum water charge for metered accounts according to meter size		
5.2.01a		3/4" meter	\$ 27.07	
5.2.01b		1" meter	\$ 31.14	
5.2.01c		1 1/2" meter	\$ 41.20	
5.2.01d		2" meter	\$ 53.33	
5.2.01e		3" meter	\$ 85.72	
5.2.01f		4" meter	\$ 122.11	
5.2.01g		6 " meter	\$ 223.15	
5.2.01h		8" meter	\$ 344.45	
5.2.01i		10" meter	\$ 486.00	
5.2.01j		12" meter	\$ 651.75	
5.2.01k		All water use	\$ 2.25	Per 100 cu ft
5.2.02		Metered water fees-Outside City		
		Minimum water charge for metered accounts according to meter size		
5.2.02a		3/4" meter	\$ 40.61	
5.2.02b		1" meter	\$ 46.71	
5.2.02c		1 1/2" meter	\$ 61.81	
5.2.02d		2" meter	\$ 80.00	
5.2.02e		3" meter	\$ 128.59	
5.2.02f		4" meter	\$ 183.18	
5.2.02g		6 " meter	\$ 334.73	
5.2.02h		8" meter	\$ 516.67	
5.2.02i		10" meter	\$ 729.02	
5.2.02j		12" meter	\$ 977.64	
5.2.02k		All water use	\$ 3.37	Per 100 cu ft
5.2.03		Bulk sales charge		
		Charges for bulk sales of water shall be as follows per:		
5.2.04		Portable fire hydrant meter and backflow assembly unit		
5.2.04a		Installation, setup, & retrieval fee	\$ 180.00	
5.2.04b		Relocation fee	\$ 135.00	Per occurrence
5.2.04c		Annual testing fee	\$ 110.00	Per occurrence
5.2.04d		Monthly use fee	\$ 53.33	Based on a 30-day billing cycle
5.2.04e		Consumption charge	\$ 2.25	Per 100 cu ft
5.2.05		Bulk sales to other water purveyors		
5.2.05a		Consumption charge	\$ 2.25	Per 100 cu ft
5.2.05b		Monthly base charge according to meter size within the City - Refer to Section 5.1.02		
5.2.05c		Monthly base charge according to meter size outside the City - Refer to Section 5.1.03		
		Customers requesting bulk sales of water from a Portable Fire Hydrant Meter and Backflow Assembly Unit must apply for use permits and pay installation fee and/or daily use fee in advance of use on the City's Online Permit Center Portal. The Monthly Use Fee and Consumption Charges for use of the Portable Fire Hydrant Meter and Backflow Assembly unit will be billed on a monthly basis for permits longer than 30 days.		
5.2.06		Water Meter Installation Charges * (City installed pre-plumbed services only)		
5.2.06a		Single family residential (including duplexes)		
5.2.06b		3/4" Water Meter	\$ 785.00	
5.2.06c		1" Water Meter and backflow prevention device	\$ 985.00	
5.2.06d		Commercial and Multi-family (backflow prevention device installed by owner/developer)		
5.2.06e		3/4" Water Meter	\$ 450.00	
5.2.06f	5.2.06e	1" Water Meter	\$ 505.00	
5.2.06g	5.2.06f	1 1/2" Water Meter	\$ 1,480.00	
5.2.06h	5.2.06g	2" Water Meter	\$ 1,440.00	
5.2.06i	5.2.06h	Irrigation Meters (backflow prevention device installed by owner/developer)		
5.2.06j	5.2.06i	3/4" Water Meter	\$ 450.00	
5.2.06k	5.2.06j	1" Water Meter	\$ 505.00	
5.2.06l	5.2.06k	1 1/2" Water Meter	\$ 990.00	
5.2.06m	5.2.06l	2" Water Meter	\$ 890.00	
5.2.07		Other Water Service Charges		

Fiscal Year 2024-25 Fee Schedule - Exhibit A

SECTION 5. UTILITY CHARGES:							
5.2	Water (continued)						
	Description	Fee	Unit	Add'l Fee		Unit	
	Same day water turn-on or turn-off service (other than emergency or shut-off for delinquency) *						
5.2.07a	Regular business hours 8:00 am to 5:00 pm Monday through Friday	\$ 50.00					
5.2.07b	Non business hours - weekdays from 5:00 pm to 8:00 pm and weekends or holidays from 8:00 am to 8:00 pm. Service is not available after 8:00 pm on any day.	\$ 100.00					
5.2.07c	Turn-on or turn-off for scheduled repairs Service is only available during regular business hours. *						
5.2.07d	Regular business hours 8:00 am to 5:00 pm Monday through Friday	\$ 25.00					
5.2.07e	Water Conservation Compliance Inspection Fee	\$ 84.00	Per Hour				
5.2.08	Delinquent account, enforced collection charges*						
5.2.08a	Water Service Delinquency Base Fee	\$ 65.00					
5.2.08b	Water Service Delinquency After Hours Fee - Additional fee for same day restoration during non-business hours on weekdays 5:00 PM to 8:00 PM and on weekends or holidays 8:00 AM to 8:00 PM. Service is not available after 8:00 PM on any day.	\$ 100.00				In addition to the water service delinquency base fee.	
5.2.09	Backflow Prevention Trailer	\$ 172.00	First three hours, three hour minimum	\$ 57.00		for each hour over 3 hours	
	Note: additional labor costs will apply based on actual cost of service						
5.2.10	Materials and labor charges						
	All labor performed or materials furnished by the City on privately funded water facilities will be billed on a time and material basis. Labor charges cost will be increased by one-hundred percent (100%) to adjust for fringe benefits and overhead. Materials cost will be increased by twenty percent (20%) for storage, shipping, and handling expense.						
5.2.11	Lock Access / Restoration Fee					Will be processed in accordance with section 6.9 Utility and Transportation and Mobility Departments Charges	
5.2.12	Payment of water charges						
5.2.12a	Payment for all water charges shall be due 13 days after the billing date and shall be considered delinquent if not paid for the last two billing cycles. When two months' charges become due the City will send a shut-off notice at any time after the due date for the second unpaid bill and will be subject to shutoff or termination per City policy 10 calendar days after the shut-off notice. All charges for the use of City water shall be the responsibility of the user. All properties connected to the City's water system shall pay at least a minimum charge.						
5.2.13	Termination of service						
5.2.13a	Water service is subject to termination if all water service charges are not paid when due or if all rules and regulations controlling the use of water are not complied with. Service may only be resumed after compliance and/or payment of the applicable service charges described in Section 5.2.07, above. An After Hours Service Agreement ("promissory note") may be required in order to reinstate or establish water service outside of normal business hours. No payments will be accepted by field personnel.						
5.3	Water Reclamation - Sewer						
	Description	Fee	Unit				
	All charges for City wastewater service will be prorated based on a 30-day billing cycle unless otherwise specified.* Charges determined under contract with specific entities may take precedent over fees listed below.						
	Monthly sewer charges for all customers include a base charge and a volume charge. The volume charge is calculated using monthly water meter readings of actual water usage, based on a Winter Quarter Average (WQA). WQA is the average water consumption during the billing periods between December and February. Using winter months helps to exclude outdoor water use when calculating the monthly average output of wastewater for households. WQA is recalculated and the sewer volume charge is adjusted annually in July. In the event that the City does not have monthly meter readings of actual water usage data to calculate the WQA, or the WQA calculation is zero for an account, the sewer volume charge will be based on the WQA default value. The WQA default value for single family residential and commercial customers is based on the average monthly winter water consumption for single family homes served by the City of Bend. The current single family residential and commercial WQA default value is 439 cubic feet. The WQA default value for multi-family customers is based on 80% of the average monthly winter water consumption for single family homes served by the City of Bend. The current WQA default value for multi-family customers is 351 cubic feet per unit.						
5.3.01	Single family residential charges						
5.3.01a	a. Base Charge	\$ 41.20					
5.3.01b	b. Volume Charge	\$ 4.32	Per 100 cu ft of WQA				
	The water meter volume used shall exclude summer irrigation flows.						
5.3.02	Multi-Family Residential Charges						
5.3.02a	a. Base Charge (per Unit)	\$ 16.28					
5.3.02b	b. Volume Charge	\$ 4.32	Per 100 cu ft of WQA				
	The water meter volume used shall exclude summer irrigation flows.						
5.3.03	Non-residential Standard						
	The non-residential standard customer class refers to non-residential customers that do not meet the criteria to be included in the Extra Strength Charge program.						
5.3.03a	a. Base Charge	\$ 41.20					
5.3.03b	b. Volume Charge	\$ 4.32	Per 100 cu ft of WQA				
	The water meter volume used shall exclude summer irrigation flows.						
	Industrial pretreatment charges						

Fiscal Year 2024-25 Fee Schedule - Exhibit A

SECTION 5. UTILITY CHARGES:						
5.3	Water Reclamation - Sewer (continued)					
	Description	Fee	Unit	Add'l Fee		Unit
5.3.04	Extra strength charges (ESC)					
	Sewer service is provided to all users at a base fee if the wastewater discharged is below the domestic wastewater maximum of 500 parts per million (ppm) of Biochemical Oxygen Demand (BOD) and 500 ppm of Total Suspended Solids (TSS). These laboratory tests evaluate the strength of the wastewater and therefore the amount of treatment needed before discharge of the final wastewater product from the treatment plant. The BOD test indicates the amount of oxygen that is required to reduce the strength of the pollution to an acceptable level, and the TSS indicates how much visible matter is in the wastewater that will need to be separated at the treatment plant.					
	All non-residential users who discharge wastewater into the City wastewater system above the domestic wastewater maximum for BOD and TSS shall pay as described under 5.3.04. Users discharging at this rate may opt to pay for BOD and TSS discharge on a per pound basis at the rates identified in 5.3.08.					
5.3.04a	Base Sewer Charge	\$ 41.20	Per 30-day billing cycle			
5.3.04b	ESC Program Fee	\$ 38.44	Per 30-day billing cycle			
5.3.04c	ESC monitored application	\$ 250.00	Per application			
5.3.05	Volume Charge per ESC Category					
5.3.05a	ESC Low	\$ 12.16	Per 100 cubic feet of average winter water usage			
5.3.05b	ESC Medium	\$ 13.92	Per 100 cubic feet of average winter water usage			
5.3.05c	ESC High	\$ 17.45	Per 100 cubic feet of average winter water usage			
5.3.05d	ESC Super High	\$ 19.60	Per 100 cubic feet of average winter water usage			
5.3.06	Reclassification application without sampling and/or monitoring	\$ 118.00	Per application			
5.3.07	Appeal process without sampling and/or monitoring	\$ 150.00	Per appeal			
	Please note: additional monitoring and/or sampling fee (see 5.3.15 below) may apply to reclassification and/or appeal requests.					
5.3.08	ESC Pretreatment					
5.3.08a	ESC Total suspended solids (TSS) rate	\$ 0.69	per pound			
5.3.08b	ESC Biochemical oxygen demand (BOD) rate	\$ 0.61	per pound			
5.3.09	Industrial permit (new)	\$ 1,500.00				
5.3.10	Industrial permit annual (discharging)	\$ 1,405.00				
5.3.11	Industrial permit renewal (discharging) (every 1-5 years)	\$ 265.00				
5.3.12	Industrial permit modification requested by permittee (discharging)	\$ 200.00				
5.3.13	Industrial permit annual (non-discharging)	\$ 100.00				
5.3.14	Annual inspection	\$ 150.00				
5.3.15	Flow monitoring and/or sampling event	\$ 250.00	Per event			
	A non-residential sewer user may request in writing to the City for a reduction if the user can demonstrate that the water delivered to the user does not reflect the water discharged into the wastewater system. This reduction shall be made according to measurement by an approved means by the City of Bend at the user's expense).					
5.3.16	Application and plan review of industrial user	\$ 300.00				
5.3.17	On-Site Evaluation (per employee)	\$ 75.00	Per half hour for each City employee attending			
5.3.18	Administrative Fines	\$ 6,250.00	Maximum charge, per violation, per day			
5.3.19	Other water reclamation charges					
5.3.19a	Septic sewage dumping fee	\$ 0.13	Per gallon			
5.3.20	Wastewater effluent recycled water (1 acre foot = 43,560 cu ft)					
5.3.20a	Class C	\$ 39.47	Per acre foot			
5.3.20b	Class B	\$ 39.47	Per acre foot			
5.3.20c	Class A	\$ 176.49	Per acre foot			
5.3.20d	Sewer Cleaner (Vactor) Discharge Fee	\$ 100.00	Per Trip			
5.3.20e	Sewer TV Inspection (existing sewer line)	\$ 225.50	Per Trip			
5.3.20f	Sewer TV Inspection Site Not Ready	\$ 110.00	Per Trip			
5.3.21	Lock Access / Restoration Fee	Will be processed in accordance with section 6.9 Utility and Transportation and Mobility Departments Charges				
5.3.22	Payment of Sewer Service Charges					
	All sewer service charges are due upon billing and are delinquent if not paid by the tenth day following the billing date. When two months' charges become due, the account is considered delinquent and will be subject to delinquency fees.					
5.3.23	Sewer Connection Fee	\$ 10,246.00			Southeast Interceptor (SEI): As provided in the temporary Septic to Sewer COVID-19 Relief Program, property owners along the SEI that obtain permits to connect between March 16, 2021 and March 15, 2022 will be charged 50% of the Connection Fee. Properties along the SEI that obtain a plumbing permit to connect on or after March 16, 2022 will be charged the full Connection Fee. Desert Woods and Neighborhood Extension Project: Properties along the Desert Woods Project that connect within 3 years from the date of the Notice of Operational Completion (NOC) will be charged 50% of the Connection Fee. Properties along the Desert Woods Project that connect after three years from the date of the NOC will be charged the full Connection Fee. All other projects: Property owners will be charged 50% of the current sewer Connection Fee if a plumbing permit is obtained within two years of the NOC. After that time, the full Connection Fee will be charged. Property owners that receive a Connection Fee Waiver are exempt from paying the Connection Fee.	

Fiscal Year 2024-25 Fee Schedule - Exhibit A

SECTION 5. UTILITY CHARGES:				
5.4	Stormwater			
	Description	Fee	Unit	
	The City's stormwater service charge will be prorated based on a 30-day billing cycle. For single family residential and duplex customers who only receive stormwater services.			
	Stormwater credits and exemptions will be determined by Resolution No. 2660, as it may be amended.			
5.4.01	Single family and duplex residential charges			
5.4.01a	a. General service charge	\$ 7.55		
5.4.02	Multi-family residential and non-residential charges			
5.4.02a	a. General service charge	\$ 7.55		Per Equivalent Residential Unit (ERU)
5.4.03	Stormwater TV Inspection (existing sewer line)	\$ 225.50		Per Trip
5.4.04	Stormwater TV Inspection Site Not Ready	\$ 110.00		Per Trip
5.4.05	Stormwater Compliance Inspection Fee	\$ 82.00		Per Hour
5.4.06	Definitions			
	a. General service charge – The general service charge is defined as the minimum stormwater charge assessed to the person responsible for paying the assessment. The person responsible is defined as any owner, agent, occupant, lessee, tenant, contract purchaser, or other person occupying or having the right to occupy a property with manmade impervious surface area. The general service charge shall be calculated by multiplying the ERUs for the lot by the most current per ERU fee as periodically determined by the City. The charge may fund operations, maintenance, replacements and improvements to the stormwater system including payment of debt service for capital improvement bonds.			
	b. Equivalent Residential Unit (ERU): One Equivalent Residential Unit (ERU) is defined as the average amount of impervious surface area on a single family residential lot in the City. The City has determined that one ERU is 3,800 square feet of impervious surface area. Except as may be provided in the Stormwater Credits and Opt-Out Program, the minimum number of ERUs for a lot with any amount of impervious surface area is one. Where the calculation results in a more than 1.0 ERU, the result shall be rounded to the nearest whole ERU.			
	c. Impervious Surface: A hard surface area that either prevents or retards the entry of water into the soil mantle. Common impervious surfaces include: building roofs, walkways, patios, driveways, parking lots, concrete or asphalt paving, gravel roads, and packed earthen materials.			
	d. Residential:			
	1. Single family dwelling is (1) one equivalent residential unit (ERU).			
	2. Two-family or duplex dwelling is (1) one ERU for purposes of stormwater impervious surface coverage.			
	3. Multi-Family – is calculated as non-residential.			
	e. Non-Residential (including multi-family residential):			
	1. Total measured impervious surface is divided by 3,800 sq. ft. and rounded to the nearest whole ERU to determine the total number of ERUs attributable to the property			
5.4.07	Payment of Stormwater Service Charges			
	All stormwater service charges are due upon billing and are delinquent if not paid by the tenth day following the billing date. When two months' charges become due, the account is considered delinquent and will be subject to delinquency fees.			
	Note: The City reserves all legal options to collect nonpayment of stormwater service charges. The City will not assess or enforce liens.			
5.5	Fire Service Charges Included on Utility Bill			
	Description	Fee	Unit	
	The City's Fire Service charges will be prorated based on a 30-day billing cycle unless otherwise specified. For single family residential and duplex stormwater-only customers (those City residents paying neither a City water nor City sewer charge), bills are mailed quarterly.			
5.5.01	Fire Service charges according to water meter size - Inside City			
5.5.01a	4" and smaller	\$ 35.88		
5.5.01b	6" supply	\$ 78.80		
5.5.01c	8" supply	\$ 138.17		
5.5.01d	10" supply	\$ 214.46		
5.5.01e	12" supply	\$ 307.35		
5.5.02	Fire Service charges according to water meter size - Outside City			
5.5.02a	4" and smaller	\$ 55.44		
5.5.02b	6" supply	\$ 121.81		
5.5.02c	8" supply	\$ 213.51		
5.5.02d	10" supply	\$ 331.35		
5.5.02e	12" supply	\$ 474.90		

Fiscal Year 2024-25 Fee Schedule - Exhibit A

SECTION 6. OTHER SERVICE CHARGES:						
6.1	Police					
	Description	Fee	Unit	Add'l Fee		Unit
6.1.01	Police reports	\$ 20.00				
6.1.02	Redaction Fee	\$ 25.00	30 min increments			
6.1.03	Auto Accident Report Copies	\$ 20.00	Each			
6.1.04	Clearance letters	\$ 30.00	Each			
6.1.05	Impounded vehicle release	\$ 150.00	Each			
6.1.06	Research for information on individual (If the research is extensive (over 1 hour) additional fee of hourly rate based on employee costs will be required)	\$ 30.00				
6.1.07	Reproduction					
6.1.07a	a. Video Footage	\$ 40.00	Each 15 minutes			
6.1.07b	b. Photos	\$ 40.00	Each set of 10			
6.1.08	False alarm response fees					
6.1.08a	a. First chargeable false alarm	\$ -				
6.1.08b	b. Second chargeable false alarm	\$ 250.00				
6.1.08c	c. Third and subsequent chargeable false alarms	\$ 500.00				
6.1.09	Impounded Animals					
6.1.09a	Animal Impound Fee	\$ 50.00	Per animal, per occurrence			
	Impounded animal boarding release - In addition to the \$50.00 animal impound fee, the Police department shall collect from the owner or keeper of the animal the actual total cost charged by the Humane Society for boarding impounded animals. The amount will vary depending on the length of the impound and other factors.					
6.1.10	Traffic and Safety Programs					
6.1.10a	Traffic Safety School Fee	\$ 40.00	Per Class			
6.1.10b	Seat Belt School Fee	\$ 30.00	Per Class			
6.1.11	Dangerous Dog Tag	\$ 75.00	Per Tag			
6.1.12	Time Required to Respond to Public Records Request Including Camera Footage		Actual Cost of Service (billed as an hourly rate based on employee salary and benefit costs)			
6.2	Fire					
	Description	Fee	Unit			
6.2.01	High fire hazard inspection		No charge			
6.2.02	Fire reports	\$ 10.00	Each			
6.2.03	Fire control outside service area (Includes railroad Right-of-Way fires)	State Fire Marshal's Rates				
6.2.04	Street address signs	Rural Fire District's Rates				
6.2.05	Standby charge					
6.2.05a	a. Engine	\$ 100.00	Per hour			
6.2.05b	b. Interface	\$ 80.00	Per hour			
6.2.05c	c. Tenders	\$ 55.00	Per hour			
6.2.05d	d. Aerial	\$ 150.00	Per hour			
6.2.05e	e. Command	\$ 35.00	Per hour			
6.2.05f	f. Medic Unit	\$ 55.00	Per hour			
6.2.05g	g. Heavy Rescue	\$ 100.00	Per hour			
6.2.05h	h. Operations Personnel (Billed at the nearest ¼ hour. Billed per person at top step base per position plus incentives plus benefits and overtime)	Actual cost of service				
6.2.05i	i. Administrative fee (2 hour minimum)	\$ 100.00	Per hour			
6.2.05j	j. Prevention Personnel (Billed at a 2-hour minimum per person at top step base per position plus incentives, benefits and overtime)	Actual cost of service				
6.2.06	False alarm response fees					
6.2.06a	a. First chargeable false alarm	\$ -				
6.2.06b	b. Second chargeable false alarm	\$ 250.00				
6.2.06c	c. Third and subsequent chargeable false alarms	\$ 500.00				
6.2.07	Fire Inspection and Fire Code Enforcement Fees					
6.2.07a	a. Initial Inspection	\$ -				
6.2.07b	b. First Follow Up Inspection	\$ -				
6.2.07c	c. Each Additional Inspection (1-hour minimum)	\$ 149.30	Per hour			
6.2.07d	d. After Hours/Weekend Inspection (2-hour minimum)	\$ 223.96	Per hour			
	Other services for which no fee is indicated					
6.2.07e	e. During normal FD business hours (1-hour minimum)	\$ 149.30	Per hour			
6.2.07f	f. After Hours/Weekend services for which no fee is indicated (2-hour minimum)	\$ 223.96	Per hour			
6.2.08	Fire Protection System ITM Compliance Fees					
6.2.08a	a. System Renewal Notification	\$ -				
6.2.08b	b. System Overdue Notification	\$ -				
6.2.08c	c. Report Submission Fee (<30 days from ITM)	\$ 30.00				
	Late Report Submission Fees					
6.2.08d	d. Submitted >30 days of ITM	\$ 20.00	in addition to report submission fee			
6.2.08e	e. Submitted >60 days of ITM	\$ 30.00	in addition to report submission fee			
6.2.08f	f. Submitted >90 days of ITM	\$ 40.00	in addition to report submission fee			

Fiscal Year 2024-25 Fee Schedule - Exhibit A

SECTION 6. OTHER SERVICE CHARGES:						
6.2	Fire (continued)					
	<i>Description</i>	<i>Fee</i>	<i>Unit</i>	<i>Add'l Fee</i>		<i>Unit</i>
	Deficient, Impaired, and Overdue System Fees					
6.2.08g	g. Systems repaired within 90 days of ITM	\$ -				
6.2.08h	h. Systems >90 days deficient, impaired, or overdue	\$ 133.00	Per system, per day until compliant			
6.2.08i	i. Systems deemed an immediate life safety threat by Fire Marshal's office	\$ 250.00	Per system, per day until compliant			
6.2.09	MERRC In Lieu of Fees					
6.2.09a	a. 0-50,000 square feet	\$ 0.50	Per square foot			
6.2.09b	b. Additional square feet from 50,001-100,000	\$ 0.30	Per square foot			
6.2.09c	c. Each square foot > 100,000	\$ 0.10	Per square foot			
6.2.10	Permits & Licensing					
6.2.10a	a. Mobile Food Preparation Vehicle Operational Permit	\$ 10.00	Annual fee			
6.2.10b	b. Hazardous Materials Operational Permit	\$ 133.00	One time fee			
6.3	Ambulance Charges					
	<i>Description</i>	<i>Fee</i>	<i>Unit</i>			
6.3.01	Ambulance Transport - Out of District <i>Out of District defined as persons residing outside the City of Bend or Rural Fire District #2</i>					
6.3.01a	a. Basic life support	\$ 2,184.42				
6.3.01b	b. Advanced life support	\$ 2,594.00				
6.3.01c	c. Convalescent care	\$ 1,365.26				
6.3.02	Ambulance Transport - City and Fire District #2					
6.3.02a	a. Basic life support	\$ 1,092.21				
6.3.02b	b. Advanced life support	\$ 1,297.00				
6.3.02c	c. Convalescent care	\$ 682.63				
6.3.03	Non-Transport - Out of District					
6.3.03a	a. Non medical call system abuser, after third abuse	\$ 252.50				
6.3.03b	b. Helicopter Preparation (Fee is assessed to prepare patients for transport by helicopter)	1/2 of Out of District ALS rate				
6.3.03c	c. Treat/No Transport	\$ 150.00				
6.3.04	Non-Transport - City and Fire District #2					
6.3.04a	a. Non medical call system abuser, after third abuse	\$ 252.50				
6.3.04b	b. Helicopter Preparation (Fee is assessed to prepare patients for transport by helicopter)	1/2 of City and Fire District #2 ALS rate				
6.3.04c	c. Treat/No Transport	\$ 150.00				
6.3.05	Mileage rates - In and Out of District					
6.3.05a	a. BLS or ALS Transport	\$ 15.00	Per mile			
6.3.05b	b. Convalescent Care	\$ 7.75	Per mile			
6.3.06	FireMed membership	\$ 50.00	Annual fee			
	Active members of the City's FireMed program shall not be billed for ambulance services as provided within the FireMed service agreement.					
6.3.07	Ambulance report	\$ 28.75				
6.3.08	Standby Charge					
6.3.08a	a. Ambulance	\$ 45.00	Per ambulance per hour			
6.3.08b	b. Personnel (Billed to the nearest ¼ hour at top step Captain pay plus incentives plus benefits and overtime)					
	Note: Standby time stops for each ambulance when transport of patient begins. Billing for patient starts from that point forward.					
6.3.09	FireMed lifetime membership	\$ 1,000.00				
6.4	Airport Charges					
	<i>Description</i>	<i>Fee</i>	<i>Unit</i>	<i>Add'l Fee</i>		<i>Unit</i>
6.4.01	Tie down	\$ 50.65	Per month			
6.4.02	Closed T-hangar A-B buildings	\$ 270.13	Per month			
6.4.02a	Closed T-hangar A-B buildings - Oversized hangar	\$ 270.13	Per month	\$ 0.28		per square foot of "additional" storage space
6.4.03	Closed T-hangar D-H buildings	\$ 360.16	Per month			
6.4.03a	Closed T-hangar D-H buildings - Oversized hangar	\$ 360.16	Per month	\$ 0.36		per square foot of "additional" storage space
6.4.04	Closed T-hangar I & J buildings	\$ 416.44	Per month			
6.4.04a	Closed T-hangar I & J buildings - Oversized hangar	\$ 416.44	Per month	\$ 0.41		per square foot of "additional" storage space
6.4.05	Hangar Waitlist Fee	\$ 200.00	Non-refundable One-time Fee			
6.4.06	Hangar Cleaning Deposit		Equal to one month's rent or as by lease agreement			
6.4.07	Ground Lease Rates	\$ 0.40	Per square foot			
6.4.08	Ground Lease Assignment or Transfer		Lesser of 3% of Sales Price or \$10,000			
6.4.09	Ground Lease Amendment or Sublease	\$ 398.00	2 hour minimum or as by lease agreement	\$ 195.21		each additional hour
6.4.10	Easements, Temporary Use Permits, and Non-standard Agreements	\$ 398.00	2 hour minimum or as by lease agreement	\$ 195.21		each additional hour
6.4.11	Reversion Deferral Fee (See Rules & Regulations for additional requirements)	\$ 0.50	Per square foot (Ground Lease Area) per year			
6.4.12	*Reversion Deferral Fee - Incentive Rate - Expires 5/30/2025	\$ 0.35	Per square foot (Ground Lease Area) per year			
6.4.13	Reversion Deferral Fee - Opt-In Fee	\$ 500.00	Per Lease Agreement			
6.4.14	Storage-only space	\$ 0.36	Per square foot			
6.4.15	Fuel flowage fee	\$ 0.08	per gallon			
6.4.16	Airport Development Review by "Engineer of Record"		Actual Review Cost + 5%			
6.4.17	Recording fees (County)		Actual Recording Cost + 25%			
	All other charges are as set by Airport Manager or by lease agreements.					

Fiscal Year 2024-25 Fee Schedule - Exhibit A

SECTION 6. OTHER SERVICE CHARGES:				
6.5		Parking Fees		
		Description	Fee	Unit
6.5.01		Monthly Parking Permits - City Manager may authorize policies to establish group discounts for parking permit fees for group/bulk purchases		
6.5.01a		a. Basic Parking Permit Area	\$ 30.00	Per month
6.5.01b		b. Centennial Parking Garage	\$ 40.00	Per month
6.5.01c		c. Premium Parking Permit Area	\$ 60.00	Per month
6.5.01d		d. Value Parking Permit Area	\$ 20.00	Per month
6.5.01e		e. Income Restricted	50% of permit fee	Per month
6.5.01f		f. Temporary Parking Restriction Areas	\$ 30.00	Per month
6.5.01g		g. Service & Delivery Vehicle Permit	\$ 30.00	Per month
6.5.02		On Street Parking - Downtown Core Area		
6.5.02a		Contractor Parking Permits - Downtown		
6.5.02b		1. Contractor Daily Parking Permit	\$ 10.00	Per day, per space
6.5.02c		2. Contractor Weekly Parking Permit	\$ 45.00	Per week, per space
6.5.02d		3. Contractor Bi-Weekly Parking Permit	\$ 60.00	Per 2 week, per space
6.5.02e		4. Contractor Monthly Parking Permit	\$ 100.00	Per month, per space
6.5.02f		5. Contractor Three-Month Parking Permit	\$ 150.00	Per 3-months, per space
6.5.02g		6. Contractor Annual Parking Permit	\$ 300.00	Per year, per space
6.5.02h		b. Residential Visitor Passes		
6.5.02i		1. Visitor Parking (1 day)	\$ 5.00	Per day
6.5.02j		2. Visitor Parking (14 day)	\$ 25.00	Per 14 day period, per vehicle
6.5.03		Annual parking permit		
6.5.03a		a. Franchisee Annual Permit	\$ 350.00	Unlimited days of usage in a calendar year, must notify Diamond Parking when in use
6.5.03b		b. Downtown Residential Parking Permit	\$ 25.00	Per year, per vehicle
6.5.04		Valet Parking		
6.5.04a		a. Valet Annual Parking	\$ 1,825.00	Per year, per space
6.5.05		Hourly & Daily Parking Rate- Downtown Core Area		
		a. On Street Parking		
6.5.05a		1. Hourly Parking Rate	\$ 1.00	Hourly parking fee up to 6 hours, 7 hours or more daily all day parking rate applies
6.5.05b		2. Daily Parking Rate	\$ 10.00	Per day, per space (7 hours or more)
6.5.05c		3. Reserved Parking Space (For hosting an event in a parking space)	\$ 30.00	Per day, per space
6.5.05d		4. Tower Theater	\$ 20.00	Per day, per space
6.5.05e		5. Special Events Parking (For special event parking capacity)	\$ 10.00	Per day, per space
6.5.06		b. Centennial Parking Garage		
6.5.06a		1. Special Event Parking (For special event parking capacity)	\$ 10.00	Per day, per space
6.5.06b		2. Hourly Parking Rate	\$ 1.00	Hourly parking fee up to 6 hours, 7 hours or more daily all day parking rate applies
6.5.06c		3. Daily - all day	\$ 10.00	Per day, per space (7 hours or more)
6.5.07		Old Bend Neighborhood Parking Benefit District (OBNPBD) and McKay Parking District	Fees for parking within the Old Bend Neighborhood Parking Benefit District and the McKay Parking District. District boundaries are defined by Bend Code 6.20.035 and 6.20.025	
6.5.07a		a. Residential Parking Permit	\$ 25.00	Per year, per vehicle
6.5.07b		b. Residential Parking Permit Senior Rate	\$ 15.00	Per year, per vehicle
6.5.07c		c. Service Business Permit (For Service vehicles on business calls)	\$ 75.00	Per year, per vehicle
6.5.07d		d. Contractor Permits (For contractors to be used for permitted short or long-term projects)		
6.5.07e		1. Contractor Daily Parking Permit	\$ 5.00	Per day, per vehicle
6.5.07f		2. Contractor Weekly Parking Permit	\$ 20.00	Per week, per space
6.5.07g		3. Contractor Bi-Weekly Parking Permit	\$ 30.00	Per 2 week, per space
6.5.07h		4. Contractor Monthly Parking Permit	\$ 50.00	Per month, per space
6.5.07i		5. Contractor Three-Month Parking Permit	\$ 112.50	Per 3-months, per space
6.5.07j		6. Contractor Annual Parking Permit	\$ 225.00	Per year, per space
6.5.07k		f. Short Term Rental Permit	\$ 150.00	Per year, per vehicle
6.5.07l		g. Visitor Parking (one per dwelling)	No Fee	
6.5.07m		h. Visitor Parking (1 day)	\$ 5.00	Per day, per vehicle beyond the one Visitor Parking permit per dwelling available at no fee
6.5.07n		i. Visitor Parking (14-day)	\$ 25.00	Per 14 day period, per vehicle
6.5.07o		j. In District Employee (monthly)	\$ 5.00	Per month, per vehicle. Valid only on streets on block around place of employment. District boundaries defined by Bend Code 6.20.035.
6.5.07p		k. In District Employee (annual)	\$ 60.00	Per year, per vehicle. Valid only on streets on block around place of employment. District boundaries defined by Bend Code 6.20.035.
6.5.07q		l. Landlord Parking Permit	\$ 75.00	Per year, per vehicle
6.5.07r		m. Special Event On-Street Parking Flat Fee	\$ 5.00	Per vehicle, per event
6.5.07s		n. Complete Premium Event Parking Area (Pre Sold)	\$ 5.00	Per space, per event day
6.5.07t		o. By Block Face Event Parking Area	\$ 4.00	Per space, per event day
6.5.07u		p. Complete Premium Parking Area (Not Pre Sold)	\$ 2.50	Per space, per event day

Fiscal Year 2024-25 Fee Schedule - Exhibit A

SECTION 6. OTHER SERVICE CHARGES:				
6.6	Cemetery Charges			
	Description	Fee	Unit	
6.6.01	Fee for full space			
6.6.01a	a. Permanent maintenance fund	\$ 238.00		
6.6.01b	b. Grave site	\$ 1,350.00		
6.6.02	Fee for one-half space			
6.6.02a	a. Permanent maintenance fund	\$ 132.00		
6.6.02b	b. Grave site	\$ 795.00		
6.6.03	Fee for 1/4 space (1 urn per 1/4 space; based on availability)			
6.6.03a	a. Permanent maintenance fund	\$ 79.00		
6.6.03b	b. Grave site	\$ 465.00		
6.6.04	Grave Opening & Closing (full space)	\$ 1,295.00		Per full space
6.6.05	Grave Opening & Closing (1/2 space)	\$ 782.00		Per 1/2 space
6.6.06	Grave Opening & Closing (ashes)	\$ 435.00		Ashes
6.6.07	Columbarium fees			
6.6.07a	a. Columbarium	\$ 2,800.00		Limit of 2 Cremains
6.6.07b	b. Columbarium Opening and Closing	\$ 250.00		
6.6.07c	c. Columbarium Niche transfer fee	\$ 100.00		
6.6.08	Rock Removal			
6.6.08a	a. Light	\$ 141.00		
6.6.08b	b. Heavy	\$ 395.00		
6.6.09	Cremains burial with graveside service	\$ 600.00		
6.6.10	Disinterment (full space)	\$ 1,990.00		Per full space
6.6.11	Disinterment (1/2 space)	\$ 1,198.00		Per 1/2 space
6.6.12	Disinterment (ashes)	\$ 576.00		Ashes
6.6.13	Right to Second Interment			
6.6.13a	a. Permanent maintenance fund	\$ 66.00		
6.6.13b	b. Cremains burial for quarter space	\$ 330.00		
6.6.14	Infant or Child burial			
6.6.14a	a. 1/2 space charge	\$ 450.00		
6.6.14b	b. 1/4 space charge (For ash burial, charge is 1/4 space charge and no more than (1) urn per 1/4 space, 1/4 spaces based on availability.)	\$ 390.00		
6.6.15	Additional amount for services required on Saturday, Sunday or holiday observed by the City.			
6.6.15a	a. Grave site	\$ 680.00		
6.6.15b	b. Cremains burial	\$ 410.00		
6.6.16	Fee for Cylinder Vaults (fee pays for opening, closing cremains bag)			
6.6.16a	a. Urn garden space	\$ 950.00		
6.6.16b	b. Permanent maintenance fund	\$ 170.00		
6.6.17	Grave liners			
6.6.17a	a. Liners	\$ 1,195.00		
6.6.17b	b. Setup for liner	\$ 425.00		
6.6.18	Winter burial charge (October through March)	\$ 350.00		
6.6.19	Materials and Labor Charges			
	Unless otherwise defined, all labor performed or materials furnished by the City of Bend Utility and Transportation and Mobility Departments will be billed on a time and material basis. Labor cost will be increased by one-hundred percent (100%) to adjust for fringe benefits and overhead. Materials cost will be increased by twenty percent (20%) for storage, shipping, and handling expense.			
6.6.20	Administrative Charge			
6.6.20a	All cemetery fees and charges are subject to an administrative surcharge of fifteen percent (15%).			
6.7	Laboratory Fees			
	Description	Fee	Unit	
6.7.01	Microbiology Analysis			
6.7.01a	ColiIert (Total Coliform & E. Coli) P/A SM 9223 B	\$ 54.00		
6.7.01b	Total Coliform & E. coli MPN Quanti-Tray SM 9223 B QT2K	\$ 56.00		
6.7.01c	Heterotrophic Plate Count (SimPlate) SM 9215 B	\$ 64.00		
6.7.02	Conventional Analysis			
6.7.02a	Chemical Oxygen Demand SM 5220 D	\$ 54.00		
6.7.02b	Soluble Chemical Oxygen Demand SM 5220 D	\$ 67.00		
6.7.02c	Biochemical Oxygen Demand - 5 Day SM 5210 B	\$ 75.00		
6.7.02d	Carbonaceous Biochemical Oxygen Demand (cBOD) SM 5210 B	\$ 95.00		
6.7.02e	Hardness, Calculated from Ca and Mg	\$ 84.00		
6.7.02f	pH SM 4500-H+ B	\$ 28.00		
6.7.02g	pH (Biosolids) EPA 9045 B	\$ 28.00		
6.7.02h	Dissolved Oxygen (Probe) SM 4500-O G	\$ 28.00		
6.7.02i	Turbidity SM 2130 B	\$ 39.00		
6.7.02j	Specific Conductance SM 2510 B	\$ 28.00		
6.7.02k	Alkalinity SM 2320 B	\$ 41.00		
6.7.02l	Residual Chlorine, Free SM 4500-Cl G	\$ 56.00		
6.7.02m	Residual Chlorine, Total SM 4500-Cl G	\$ 56.00		
6.7.02n	Solids, Total (Water) SM 2540 B	\$ 39.00		
6.7.02o	Solids, Fixed (Water) SM 2540 E	\$ 50.00		
6.7.02p	Solids, Volatile (Water) SM 2540 E	\$ 50.00		

Fiscal Year 2024-25 Fee Schedule - Exhibit A

SECTION 6. OTHER SERVICE CHARGES:						
6.7	Laboratory Fees (continued)					
	Description	Fee	Unit	Add'l Fee		Unit
6.7.02q	Solids, Total (Solids) SM 2540 G	\$ 50.00				
6.7.02r	Solids, Fixed (Solids) SM 2540 G	\$ 50.00				
6.7.02s	Solids, Volatile (Solids) SM 2540 G	\$ 50.00				
6.7.02t	Solids, Total Suspended SM 2540 D	\$ 39.00				
6.7.02u	Solids, Suspended Fixed SM 2540 E	\$ 50.00				
6.7.02v	Solids, Suspended Volatile SM 2540 E	\$ 50.00				
6.7.02w	Solids, Total Dissolved SM 2540 C	\$ 39.00				
6.7.02x	Solids, Dissolved Fixed SM 2540 E	\$ 50.00				
6.7.02y	Solids, Dissolved Volatile SM 2540 E	\$ 50.00				
6.7.02z	Solids, Settleable SM 2540 F	\$ 39.00				
6.7.02aa	UV Transmission (UV-254)	\$ 15.00				
6.7.03	Nutrient Analysis					
6.7.03a	Anions by Ion Chromatography (Complete 7 Anion List) SM 4110 B	\$ 129.00				
6.7.03b	Bromide (Br ⁻) SM 4110 B	\$ 45.00				
6.7.03c	Chloride (Cl ⁻) SM 4110 B	\$ 45.00				
6.7.03d	Fluoride (F ⁻) SM 4110 B	\$ 45.00				
6.7.03e	Nitrate as Nitrogen (NO ₃ -N) SM 4110 B	\$ 62.00				
6.7.03f	Nitrite as Nitrogen (NO ₂ -N) SM 4110 B	\$ 62.00				
6.7.03g	Ortho-Phosphate (PO ₄ ³⁻) SM 4110 B	\$ 62.00				
6.7.03h	Sulfate (SO ₄ ²⁻) SM 4110 B	\$ 45.00				
6.7.03i	Ammonia as Nitrogen (NH ₃ -N) (Biosolids) SM 4500-NH ₃ C	\$ 78.00				
6.7.03j	Total Kjeldahl Nitrogen, Biosolids, SM 4500-Norg C + SM 4500-NH ₃ C	\$ 84.00				
6.7.03k	Ammonia as Nitrogen (NH ₃ -N) SM 4500-NH ₃ H	\$ 56.00				
6.7.03l	Nitrate (NO ₃ ⁻) + Nitrite (NO ₂ ⁻) SM 4500-NO ₃ F	\$ 81.00				
6.7.03m	Ortho-Phosphate (PO ₄ ³⁻) SM 4500-P & F	\$ 62.00				
6.7.03n	Total Kjeldahl Nitrogen SM 4500-Norg D	\$ 62.00				
6.7.03o	Total Phosphorus SM 4500-P E	\$ 62.00				
6.7.04	Metals					
6.7.04a	Aluminum (Al) SM 3125 B	\$ 39.00				
6.7.04b	Antimony (Sb) SM 3125 B	\$ 39.00				
6.7.04c	Arsenic (As) SM 3125 B	\$ 39.00				
6.7.04d	Barium (Ba) SM 3125 B	\$ 39.00				
6.7.04e	Beryllium (Be) SM 3125 B	\$ 39.00				
6.7.04f	Cadmium (Cd) SM 3125 B	\$ 39.00				
6.7.04g	Calcium (Ca) SM 3125 B	\$ 39.00				
6.7.04h	Chromium (Cr) SM 3125 B	\$ 39.00				
6.7.04i	Cobalt (Co) SM 3125 B	\$ 39.00				
6.7.04j	Copper (Cu) SM 3125 B	\$ 39.00				
6.7.04k	Iron (Fe) SM 3125 B	\$ 39.00				
6.7.04l	Lead (Pb) SM 3125 B	\$ 39.00				
6.7.04m	Magnesium (Mg) SM 3125 B	\$ 39.00				
6.7.04n	Manganese (Mn) SM 3125 B	\$ 39.00				
6.7.04o	Mercury (Hg) SM 3125 B	\$ 39.00				
6.7.04p	Molybdenum (Mo) SM 3125 B	\$ 39.00				
6.7.04q	Nickel (Ni) SM 3125 B	\$ 39.00				
6.7.04r	Potassium (K) SM 3125 B	\$ 39.00				
6.7.04s	Selenium (Se) SM 3125 B	\$ 39.00				
6.7.04t	Silver (Ag) SM 3125 B	\$ 39.00				
6.7.04u	Sodium (Na) SM 3125 B	\$ 39.00				
6.7.04v	Thallium (Tl) SM 3125 B	\$ 39.00				
6.7.04w	Tin (Sn) SM 3125 B	\$ 39.00				
6.7.04x	Titanium (Ti) SM 3125 B	\$ 39.00				
6.7.04y	Vanadium (V) SM 3125 B	\$ 39.00				
6.7.04z	Zinc (Zn) SM 3125 B	\$ 39.00				
6.7.04aa	Water and Sewer Analysis	\$ 280.00				
	Water Availability/Fire Flow Analysis:					
6.7.04ab	Metals Sample Digestion Fee (if required by matrix)	\$ 28.00				
6.7.05	Discount Drinking Water Packages - Coliform Bacterial Analysis Total Coliform & E. coli (Colilert) P/A SM 9223B					
6.7.05a	Weekly Scheduled Samples	\$ 27.00				
6.7.05b	Monthly Scheduled Samples	\$ 38.00				
6.7.05c	Quarterly Scheduled Samples	\$ 48.00				
6.7.05d	Regular Samples (see 6.7.01a)	\$ 54.00				
6.7.05e	Rush Analysis Rates - CALL LAB PRIOR TO SENDING SAMPLES - (541) 317-3017					
6.7.06	Individual Tests					
6.7.06a	7 to 10 day turn-around time	List Price				Plus 50% of fee additional
6.7.06b	Less than 7 day turn-around time	List Price				Plus 100% of fee additional
	NOTE: Turn-Around-Times are working days and begin upon arrival of sample at the laboratory. Normal Turn-Around Time: 2 working days for Coliform Bacteria, 5 working days for Heterotrophic Plate Count, 10-14 working days for most individual tests					

Fiscal Year 2024-25 Fee Schedule - Exhibit A

SECTION 6. OTHER SERVICE CHARGES:						
6.8	Administration and Finance Charges					
	Description	Fee	Unit	Add'l Fee		Unit
6.8.01	Collection agency referral		17.50% of the balance			
6.8.02	Finance Charges on Delinquent Accounts		1% per month or portion thereof			
6.8.03	Returned check fee	\$ 35.00				
6.8.04	Reissue check charge	\$ 31.00				
6.8.05	Disc reproduction	\$ 10.00	Each			
6.8.06	Audio/video tape reproduction	\$ 26.00	Each			
6.8.07	Information research	Actual time and materials				
6.8.08	Time Required to Respond to Public Records Request		Actual Cost of Service (billed as an hourly rate based on employee salary and benefit costs)			
6.8.09	Reproduction and printing fees - black and white	\$ 1.50	First page	\$ 0.15		Each additional page
6.8.10	Reproduction and printing fees - color	\$ 2.00	First page	\$ 0.50		Each additional page
6.8.11	Lien checks - Manual information requests/Net Assets lien check	\$ 25.00				
6.9	Utility and Transportation and Mobility Departments					
	Description	Fee	Unit			
6.9.01	Materials and Labor Charges					
	Unless otherwise defined, all labor performed or materials furnished by the City of Bend Utility and Transportation and Mobility Departments will be billed on a time and material basis. Labor cost will be increased by one-hundred percent (100%) to adjust for fringe benefits and overhead. Materials cost will be increased by twenty percent (20%) for storage, shipping, and handling expense.					
6.9.02	Use of vehicles and equipment					
	Unless otherwise specified, all use of Utility and Transportation and Mobility Department vehicles and equipment will be billed out at the current Federal Emergency Management Agency (FEMA) rate, per the FEMA Schedule of Equipment Rates.					
6.9.03	Community Garden					
6.9.03a	Seasonal Fee for plot	\$ 25.00	10' x 10' plot			
6.9.03b	Accessible beds for those with limited mobility or disabilities	\$ 15.00	10' x 3' bed			
6.10	Transportation Fee, BMC Chapter 3.110					
	Description	Fee	Unit			
	Charges will be prorated based on a 30-day billing cycle and included on utility bill unless otherwise specified.					
	Alternate payment arrangement may be set by agreement with governmental entities with multiple properties and utility billing accounts.					
6.10.01	Residential Rates					
6.10.01a	Single-unit residential charges	\$ 5.60	Per dwelling unit			
6.10.01b	Accounts on Utility Billing Assistance	\$ 2.80	Per dwelling unit			
6.10.01c	Multi-unit residential charges	\$ 4.15	Per dwelling unit			
6.10.02	Non-Residential Special Unit					
6.10.02a	Public schools K-12	\$ 0.60	Per student			
6.10.02b	Public schools - higher education	\$ 0.65	Per student			
6.10.02c	Tourist accommodations	\$ 4.50	Per room			
6.10.02d	Parks with off-street parking	\$ 0.45	Per acre			
6.10.02e	Short-Term Rental Supplement (Units authorized for whole-house rental use)	\$ 100.00	Per unit, Per year, charged to STR license			
6.10.03	Non-Residential Standard * Applies to non-residential customers not listed as a special unit category.					
6.10.03a	First 50,000 SQ FT of building space	\$ 6.25	Per 1,000 SQ FT			
6.10.03b	Square footage between 50,000 and 100,000 SQ FT	\$ 4.50	Per 1,000 SQ FT			
6.10.03c	Square footage over 100,000 SQ FT	\$ 3.00	Per 1,000 SQ FT			

City of Bend
Proposed Building Fee Schedule
Effective 1/1/2025

M/H Space Fee Table

To be used in conjunction with Building Fees

2.8.04 M/H Space Fee Table: If park contains more than one class, figure spaces in each class and add together.

	Park Class	4 or less	5	6	7	8	9	10	11	12
2.8.04a	A Fee	\$ 8,256.66	\$ 7,711.13	\$ 7,262.96	\$ 6,907.18	\$ 6,550.15	\$ 6,290.49	\$ 6,225.58	\$ 6,160.66	\$ 6,095.75
		\$ 9,082.33	\$ 8,482.24	\$ 7,989.26	\$ 7,597.90	\$ 7,205.17	\$ 6,919.54	\$ 6,848.13	\$ 6,776.73	\$ 6,705.32
2.8.04b	B Fee	\$ 7,717.37	\$ 7,165.59	\$ 6,712.44	\$ 6,355.41	\$ 5,998.37	\$ 5,726.23	\$ 5,707.51	\$ 5,642.59	\$ 5,577.68
		\$ 8,489.10	\$ 7,882.15	\$ 7,383.68	\$ 6,990.95	\$ 6,598.21	\$ 6,298.86	\$ 6,278.26	\$ 6,206.85	\$ 6,135.44
2.8.04c	C Fee	\$ 7,425.25	\$ 7,037.01	\$ 6,452.78	\$ 6,095.75	\$ 5,965.92	\$ 5,460.33	\$ 5,285.56	\$ 5,253.10	\$ 5,188.19
		\$ 8,167.78	\$ 7,740.71	\$ 7,098.06	\$ 6,705.32	\$ 6,562.51	\$ 6,006.36	\$ 5,814.12	\$ 5,778.41	\$ 5,707.01

Class A – contains paved streets, curbs & sidewalks

Class B – contains paved streets, no curbs & sidewalks

Class C – contains no paved streets or curbs & sidewalks on one side of each street

2.8.05 Recreation Park Space Fee Table: If park contains more than one class, figure spaces in each class and add together.

	Park Class	6	8	10	12	14	16	18	20	22
2.8.05a	A Fee	\$ 3,696.40	\$ 4,863.61	\$ 3,241.99	\$ 3,060.98	\$ 2,912.43	\$ 2,833.78	\$ 2,723.92	\$ 2,659.01	\$ 2,594.09
		\$ 4,066.04	\$ 5,349.98	\$ 3,566.19	\$ 3,367.08	\$ 3,203.67	\$ 3,117.16	\$ 2,996.32	\$ 2,924.91	\$ 2,853.50
2.8.05b	B Fee	\$ 3,469.20	\$ 3,241.99	\$ 3,048.50	\$ 2,853.75	\$ 2,723.92	\$ 2,659.01	\$ 2,594.09	\$ 2,464.26	\$ 2,172.15
		\$ 3,816.11	\$ 3,566.19	\$ 3,353.35	\$ 3,139.13	\$ 2,996.32	\$ 2,924.91	\$ 2,853.50	\$ 2,710.69	\$ 2,389.36
2.8.05c	C Fee	\$ 2,529.18	\$ 2,269.52	\$ 2,074.78	\$ 1,913.74	\$ 1,783.91	\$ 1,621.62	\$ 1,556.71	\$ 1,491.79	\$ 1,426.88
		\$ 2,782.10	\$ 2,496.47	\$ 2,282.25	\$ 2,105.11	\$ 1,962.30	\$ 1,783.78	\$ 1,712.38	\$ 1,640.97	\$ 1,569.56

Class A – contains paved streets, electric, water & sewer to each RV or camping space

Class B – contains electric, water & sewer to each RV or camping space but do not have paved streets

Class C – contains a combination of no more than two services involving electric, water & sewer and do not have paved streets



To obtain this information in an alternate format such as Braille, large print, electronic formats, etc. please contact the Finance Department at dquick@bendoregon.gov or 541-330-4005.