

# How to Pay a Sign Violation Fee Online

1

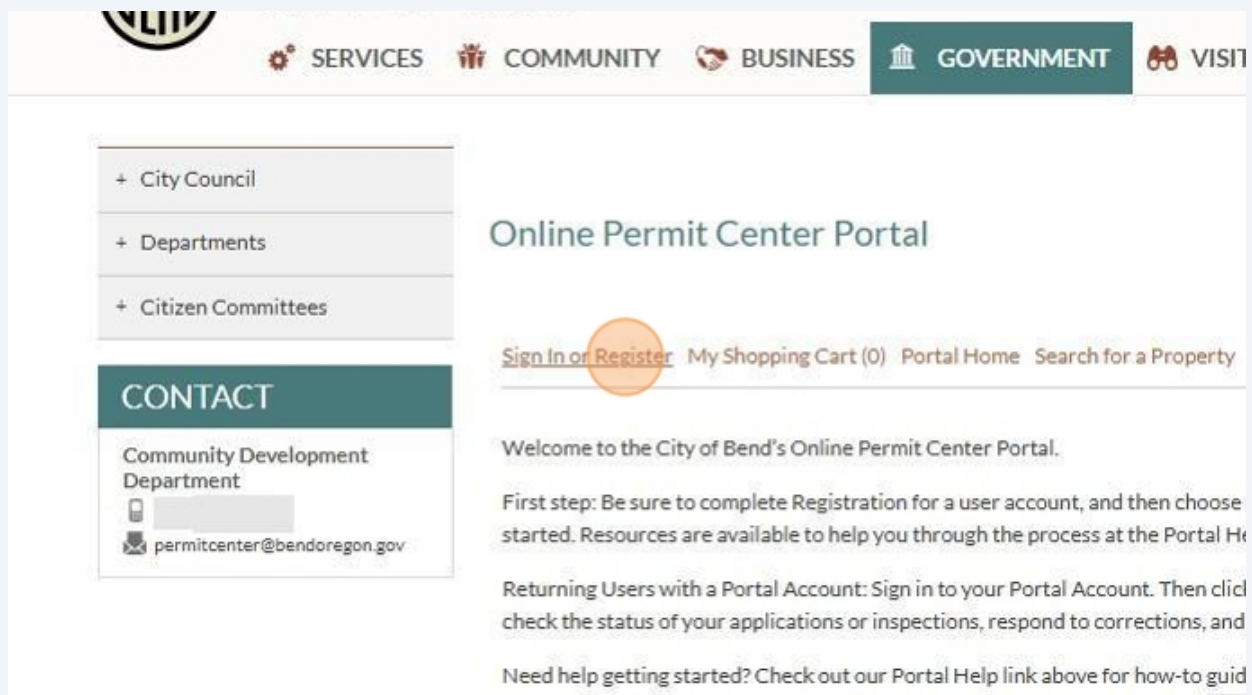
Before you begin, when using credit cards, debit cards, PayPal, and Venmo the card and/or financial institution charges an additional 2.95% processing fee or a minimum of \$1.95 which is nonrefundable. This is true for both in person and online payments. The City of Bend does not keep this fee. It, rather, goes directly to the financial institution to cover the processing fees. Electronic Funds Transfer (EFT or electric check) does not have a processing fee.

2

Navigate to <https://cityview.ci.bend.or.us/portal>

3

Sign in by clicking on "Sign In or Register"



4

Enter your log in information and click log in. If you need to register for an account, use the register button (shown in the red rectangle) at the bottom and follow those steps until you are signed in.


+ City Council

+ Departments

+ Citizen Committees

CONTACT

Community Development  
Department

📞 

✉️ permitcenter@bendoregon.gov

## Online Permit Center Portal

Font Size:  [Print](#)

[Sign In or Register](#) [My Shopping Cart \(0\)](#) [Portal Home](#) [Search for a Property](#) [Portal Help](#)

### Welcome to the City of Bend's Online Permit Center Portal

With an account you will be able to do more with the Online Permit Center Portal. Register an account to submit new applications, access application tracking, request inspections and make payments online.

Sign In 

Email Address:\*

Password:\*

[Forgot your password?](#)

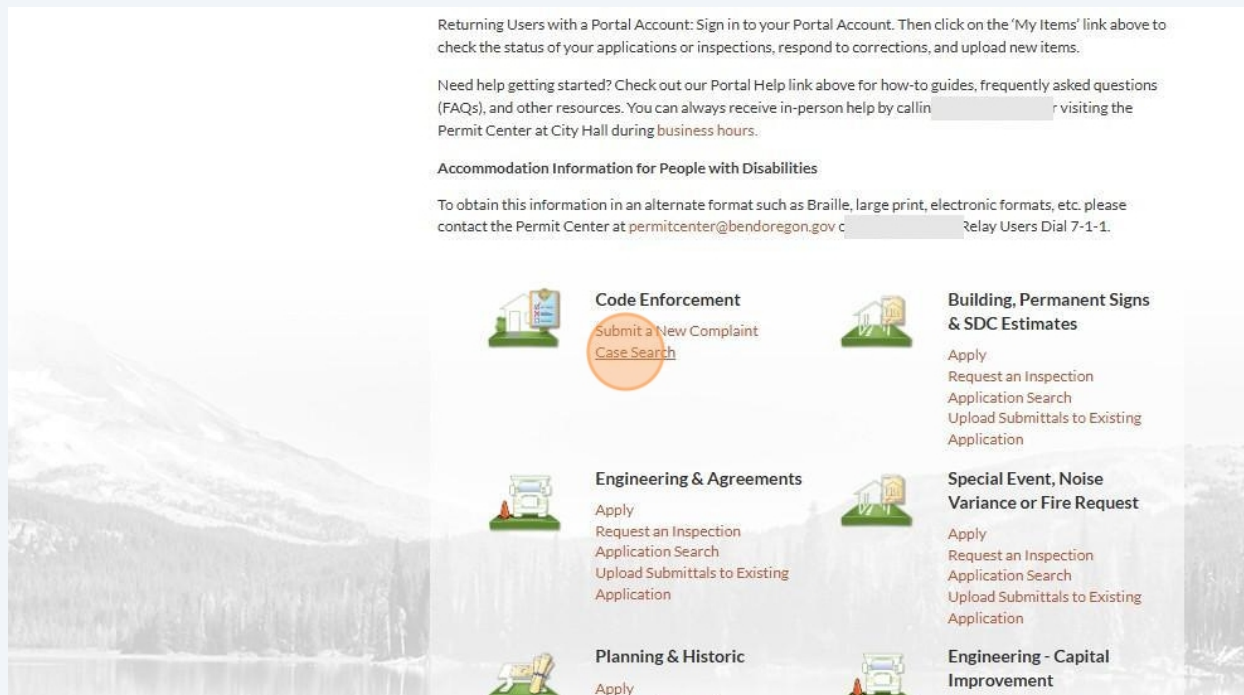
Login

Register a New Account 

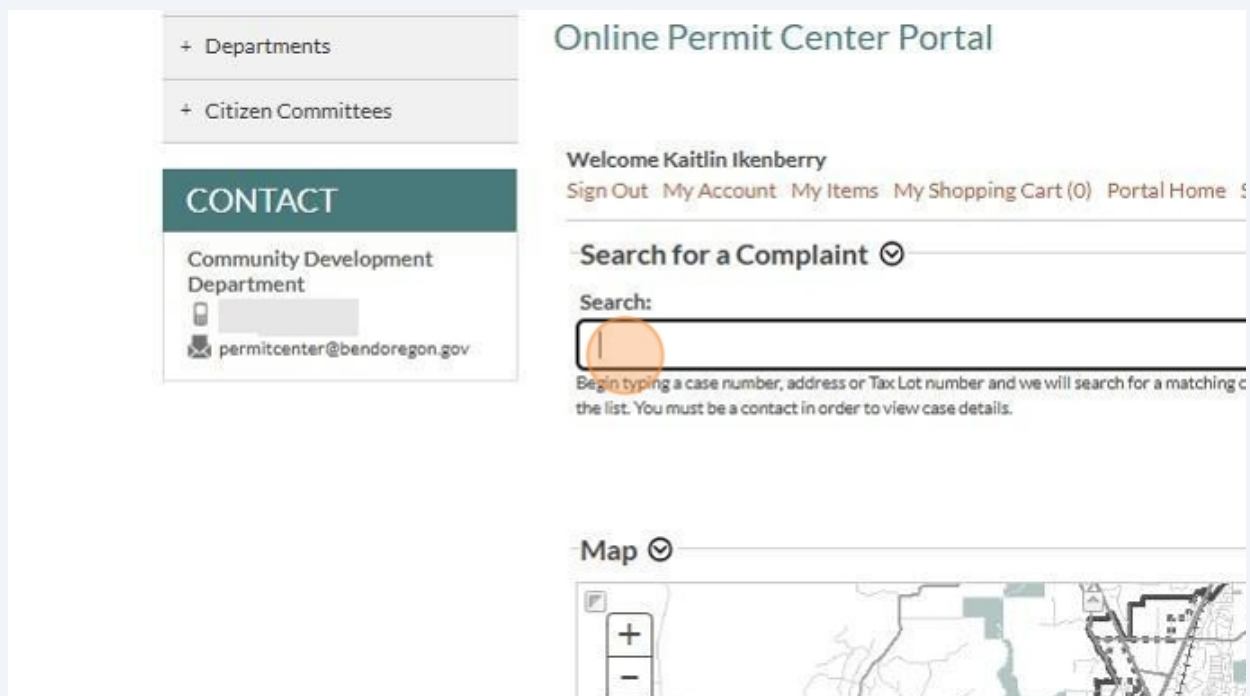
If you do not have an account, please click on [Register](#) to create one.

Powered by CityView 

5 After signing in, click "Case Search" under Code Enforcement.



6 Click the "Search:\*" field and type in the Code Case provided in the letter you received. The number will look like "CESIGN202400000".



7

The system may autosuggest a result, which you may select. Otherwise, after typing out the full case number, click on GO!

The screenshot shows a web portal interface. At the top left, the word "portal" is partially visible. In the top right, there are links for "Font Size: + -" and "Print". Below these, a navigation bar contains links: "Shopping Cart (0)", "Portal Home", "Search for a Property", and "Portal Help". A search bar is present with a "Go!" button highlighted by an orange circle. Below the search bar, a message states: "number and we will search for a matching case. If your case appears, please select it from case details." Below this message is a red button labeled "Find Active Cases Near Me". At the bottom, there is a map with a "Legend" overlay.

8

The system will automatically take you to the project the number that matches. This is called the case summary page.

There will be a case number, status, type, and description information following. You will also see a summary of fees on the case. These are the sign violation fees that you will add to your cart to pay. Click" ADD FEES TO MY CART"

If you cannot locate your project or if you do not see your fees, please contact the code enforcement officer listed on your violation notice so they can make the fees visible and payable.

Note: You can collapse and expand individual sections by clicking the header of the section you wish to collapse/expand.

**Complaint Information** ☯

Case Number: Cesign202401707  
Status: Fee Assessed  
Complaint Type: Signage  
Description:  
Locality of Complaint:  
Property Owner's Full Name: CITY OF BEND

**Fees** ☯

Paid Fees	Amount	Paid	Owing	Date Paid	Description
None	\$0.00	\$0.00	\$0.00		

Outstanding Fees	Amount	Paid	Owing	Date Paid	Description
Sign Recovery Fee	\$88.04	\$0.00	\$88.04	Not Paid	
<b>Totals:</b>	<b>\$88.04</b>	<b>\$0.00</b>	<b>\$88.04</b>		

Code enforcement fees must be paid in full.

Total Amount Payable Online:\$88.04 [Add Fees to My Cart](#)

Powered by CityView

9

Proceed to "My Shopping Cart (1)" after adding the fees to your cart located at the top of the case summary page. You will know they are in there if there is a number, like the "(1)" in this example.

[SERVICES](#)
[COMMUNITY](#)
[BUSINESS](#)
[GOVERNMENT](#)
[VISITOR](#)
[CITY PROJECTS](#)

## Online Permit Center Portal

Font Size: [+](#) [-](#) [Print](#)

Welcome Kaitlin Ikenberry

[Sign Out](#)
[My Account](#)
[My Items](#)
[My Shopping Cart \(1\)](#)
[Portal Home](#)
[Search for a Property](#)
[Portal Help](#)

### Complaint Status

DESIGN202401707

Date: 12/12/2024

[Expand All](#) | [Collapse All](#)  
 Note: You can collapse and expand individual sections by clicking the header of the section you wish to collapse/expand.

### Complaint Information

DESIGN202401707

10

After confirming you the correct fee in your shopping cart, click the Make Payment button. You will be redirect to Invoice Cloud payment system. The code enforcement officer will be notified of your payment and will coordinate when and where to pick up your confiscated sign(s).

Remove Fees from My Cart

Fee Type	Amount	Amount Paid
Sign Recovery Fee	\$88.04	\$0.00
Totals:	\$88.04	\$0.00
Amount Payable Online:	\$88.04	
Total Selected:	\$88.04	

Total Amount Owning: \$88.04

[Make Payment](#)

[Portal Home](#)
 Powered by [CityView](#)

[Come And Visit](#)
[Get In Touch](#)
[Stay Informed](#)

**11** Note: If you do not want to make a payment online there are a few other options:

Check, Credit/Debit Card, Cash is available in person at City Hall, 710 NW Wall St. Bend, OR 97703

Phone Payments, 541.388.5580, Credit or Debit transactions only.

Mail-in a check to ATTN: Front Counter Payments, 710 NW Wall St, Bend, OR 97703

Online Payments have EFT (electronic check), credit/debit, and other credit/debit services like PayPal available.