



CITY OF BEND

MONTHLY REVENUE REPORT CITY OF BEND

Fiscal Year 2024-2025
Month Ended October 31, 2024

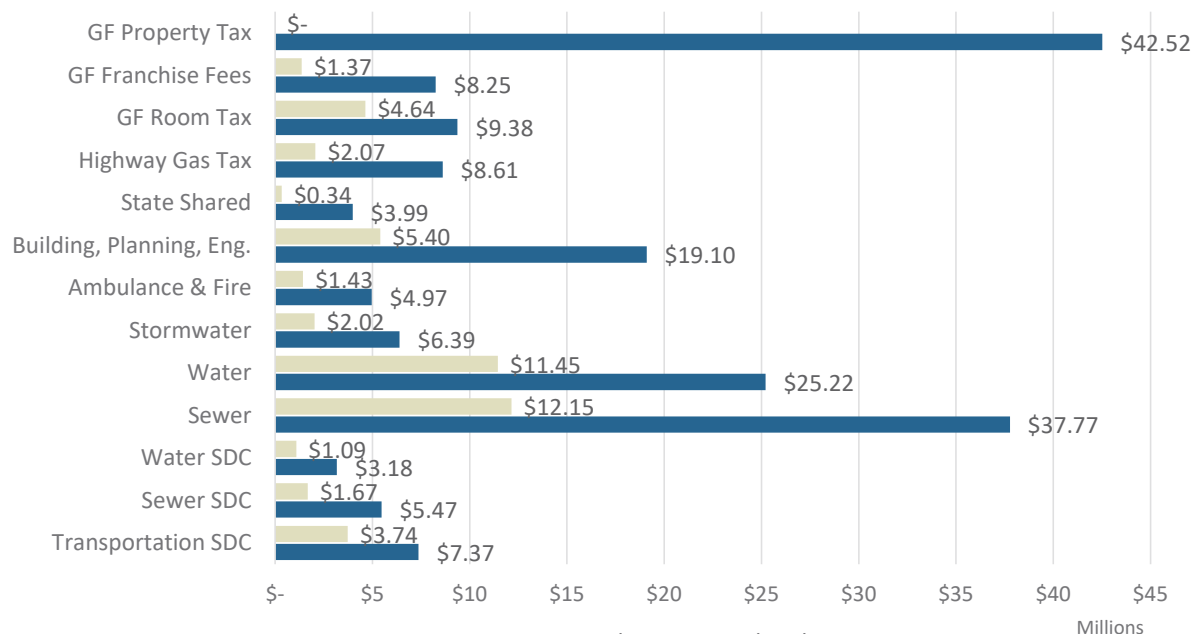
The Monthly Revenue Report is a summary of the City's major revenue sources in terms of actual to budget variances as well as projected trends and total estimated fiscal year-end revenue.

For more details regarding the City's financials please reference the City Council Monthly Financial Overview Reports.

October 2024 Revenue Report

Year to Date Actuals through the Current Fiscal Period for Major Revenue Categories for Fiscal Year 2024-25

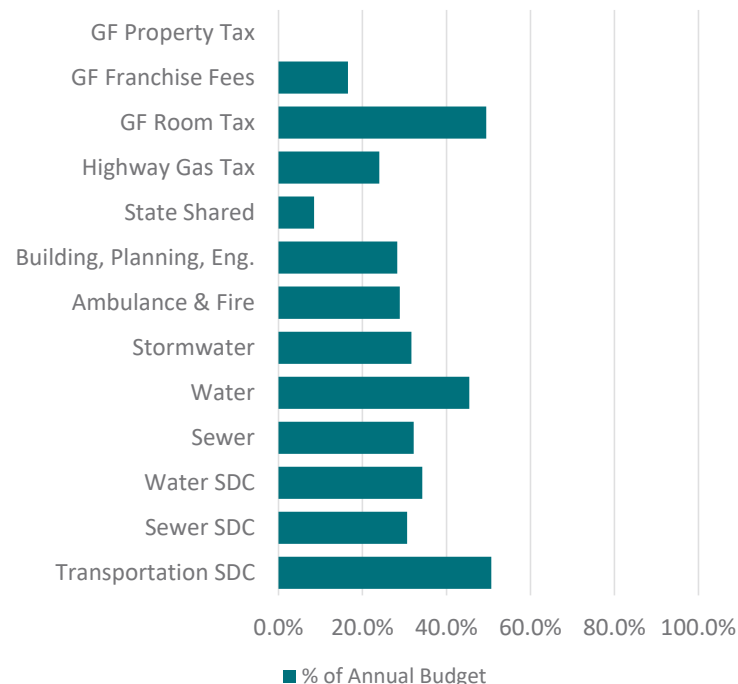
Year to Date Actuals Compared to Annual Budgeted Revenue (in Millions)



*GF stands for General Fund

*SDC stands for System Development Charges

% of Annual Budget



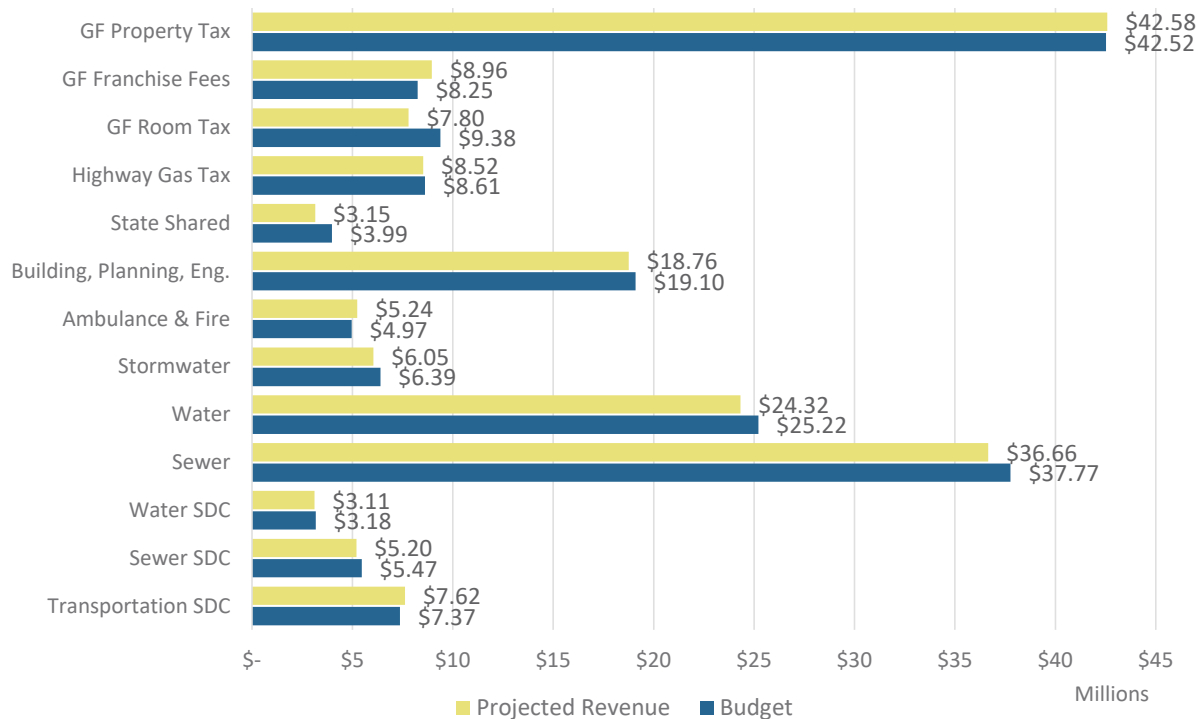
Year to Date Actuals Analysis:

- Generally, revenues received within 60 days of year-end (in July and August 2024) are recorded in the prior fiscal year and are not recorded in this fiscal year in accordance with Generally Accepted Accounting Principles (GAAP) impacting primarily franchise fees, room tax, highway gas tax, ambulance & fire, utilities and state shared revenue categories.
- Receipt of property taxes typically begins in November.

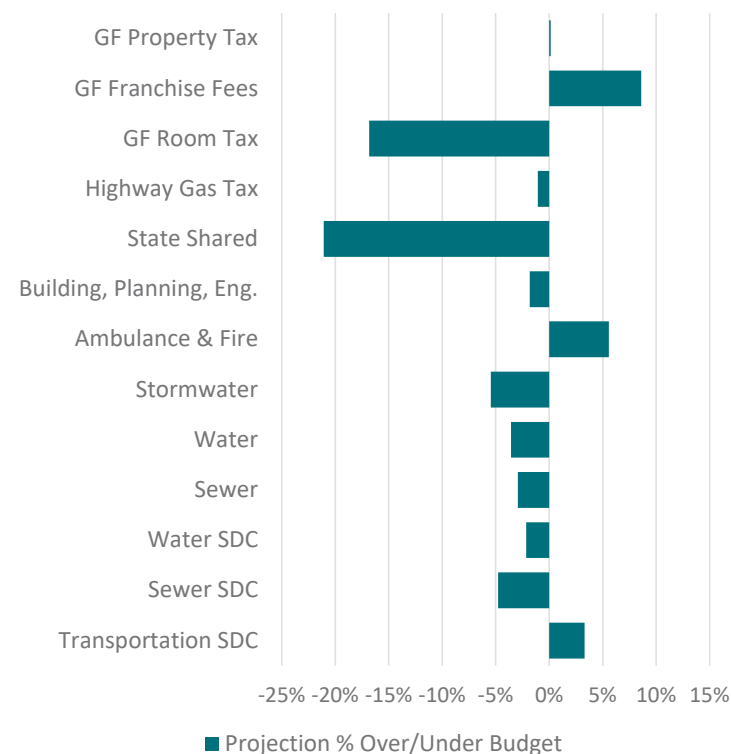
October 2024 Revenue Report

Projected Revenue for Major Revenue Categories for Fiscal Year 2024-25

Annual Budget and Projected Annual Revenue by Revenue Type (in Millions)



Projection % Over/Under Budget



Fiscal Year 2024-2025 Projected Revenue Explanations:

- Franchise Fee revenue projections are 9% above budget due to energy provider collections continuing to increase beyond forecasts at the time of budget development and energy provider rate increases.
- Room Tax revenue projections are 16% lower than budget due to lower than expected travel and visitor occupancy rates than forecasted at the time of budget development.
- State Shared revenue projections are 21% lower than budget due to lower than expected collections from the state related to cigarette and liquor sales, and other shared revenues.
- Stormwater revenue projections are 5% lower than budget due to lower than expected customer growth than was forecasted at the time of budget development.
- Water Reclamation SDC revenue projections are 5% lower than budget due to lower than expected collections from development projects received to date this fiscal year.