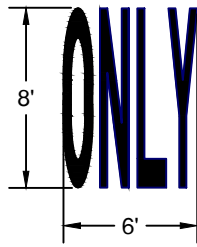



ON



**ONLY (white)**

Center marking within lane width  
Install in Type B - HS Preformed Thermoplastic  
For letter proportion details, see current version of FHWA Standard Highway Signs

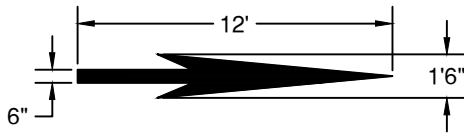
SCH



**SCHOOL (white)**

Center marking within lane width  
Install in Type B - HS Preformed Thermoplastic  
For letter proportion details, see current version of FHWA Standard Highway Signs  
Install at school speed zone sign on arterial and collector roads

E-SA

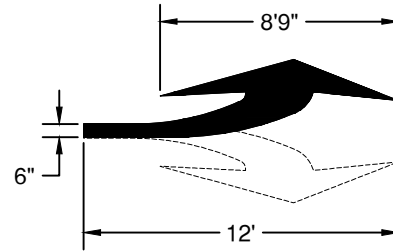


**ELONGATED STRAIGHT ARROW (white)**

For arrow proportion details, see current version of FHWA Standard Highway Signs  
Install in Type B - HS Preformed Thermoplastic  
Center marking within lane width

E-LA

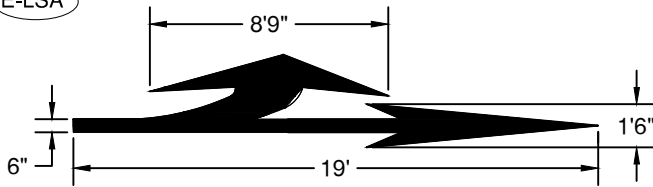
E-RA



**ELONGATED TURN ARROW (white)**

For arrow proportion details, see current version of FHWA Standard Highway Signs  
Install in Type B - HS Preformed Thermoplastic  
Center marking within lane width  
Use E-LA for Left Turn and E-RA for right turn.

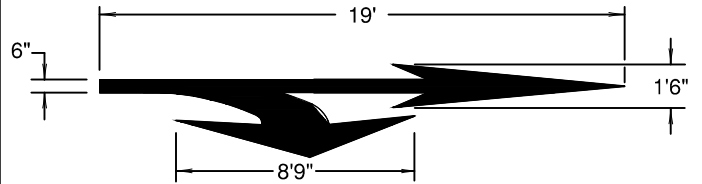
E-LSA



**ELONGATED LEFT TURN STRAIGHT ARROW (white)**

For arrow proportion details, see current version of FHWA Standard Highway Signs  
Install in Type B - HS Preformed Thermoplastic  
Center marking within lane width

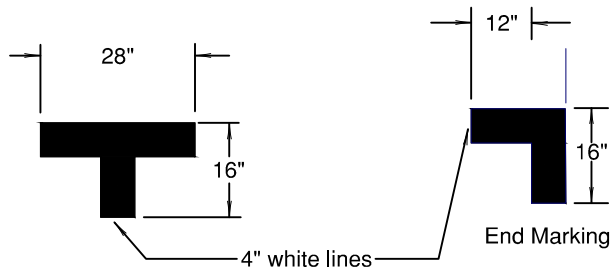
E-RSA



**ELONGATED RIGHT TURN STRAIGHT ARROW (white)**

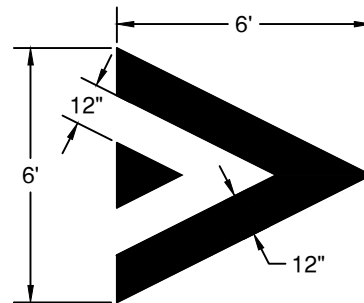
For arrow proportion details, see current version of FHWA Standard Highway Signs  
Install in Type B - HS Preformed Thermoplastic  
Center marking within lane width

P



**ON-STREET PARKING DETAIL (white)**

SB



**SPEED BUMP MARKING (WHITE)**

Install in Type B - HS Preformed Thermoplastic  
Center marking within lane width

DRAWN AJD  
DIV ROADWAY  
REV DATE



CITY OF BEND

**CITY OF BEND**

STANDARD DRAWING

710 NW WALL ST., BEND, OREGON 97701

**PAVEMENT MARKINGS**

SCALE NTS

DATE 01/31/2022

APPR

STD DWG R-42B