

Temporary Portable Signs (A-Frame)

This document outlines the requirements you must meet to put out a temporary sign. Temporary portable signs must be registered.

What is a portable sign?

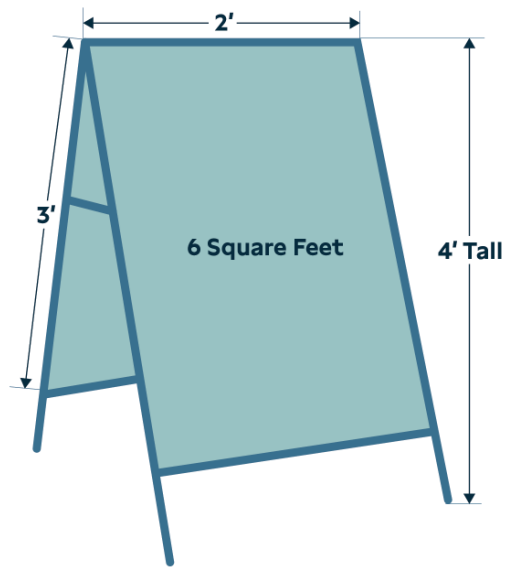
A Portable Sign means a movable sign that is not attached to a structure or the ground. Portable signs include A-frame signs, T-frame signs and other similar signs.

What size can the signs be?

Signs may have a maximum height of 4 feet and a maximum width of 2 feet.

How many signs can I have in a given area?

Each tenant space is limited to one portable sign, up to six square feet in area per side.



Exception. In the Downtown Economic Improvement District, portable signs are limited to one per public storefront entrance, in lieu of a merchandise display. If there are multiple tenants in a building which share the same public entrance, only one portable sign may be displayed per entrance.

Other rules to know before putting out your sign:

Portable signs must be displayed only during the hours the business is open to conduct business.

Portable signs must be spaced at a minimum of six feet apart from any other portable sign.

Portable signs must remain portable and not be attached to bike racks, street signs, utility poles, fire hydrants, benches, and other similar fixtures.

Attachments to the portable signs such as balloons and other extensions are prohibited.

Illumination and electronic components are prohibited.



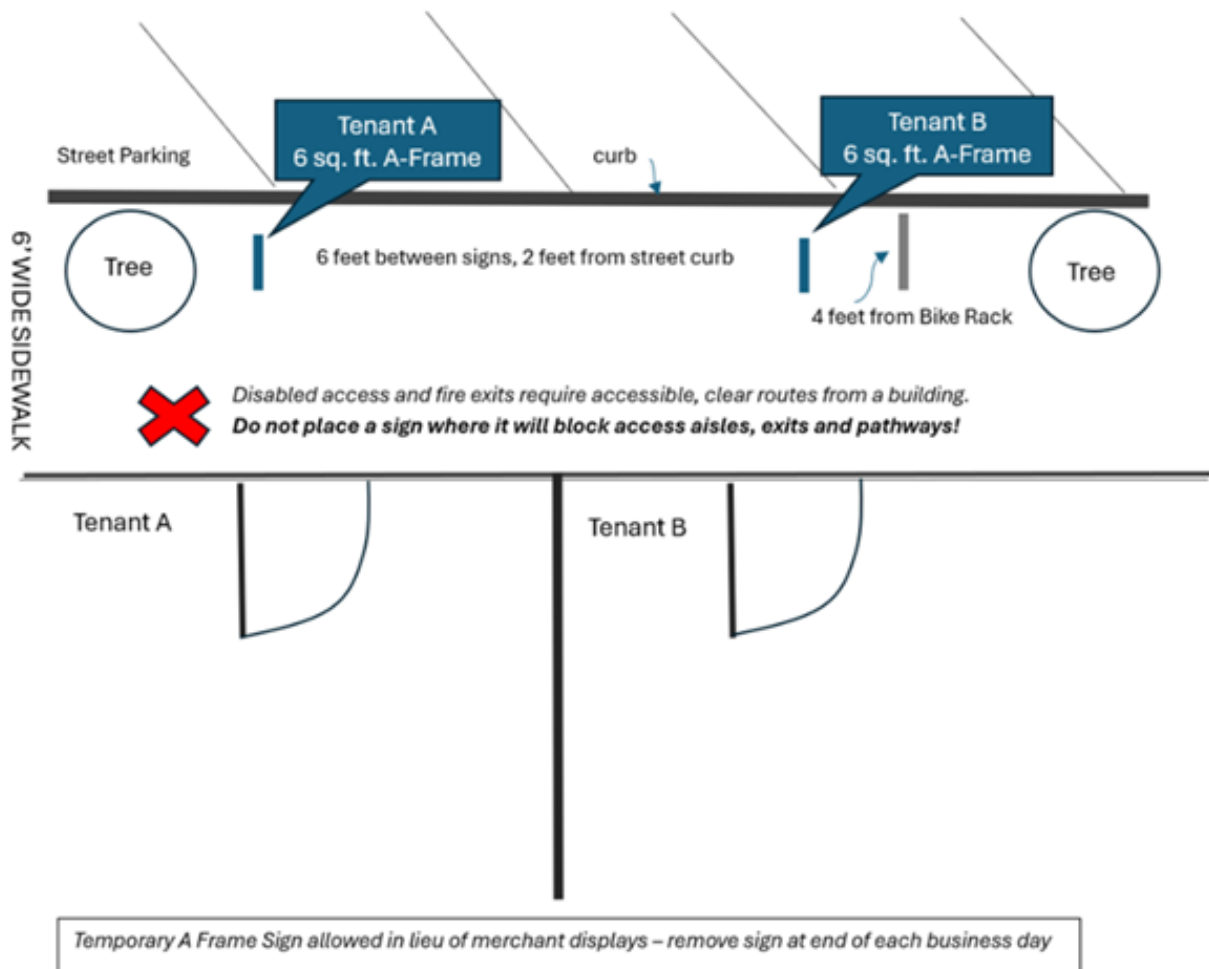
Where are temporary portable signs allowed?

A temporary portable sign may be placed either on private property or in the public right-of-way. The location where the sign will be placed must be provided with the registration application. The following location requirements apply:

When on Private Property: Signs must be placed in a manner that does not impede the required accessible route, accessible parking, emergency access, or building entrances and exits or fire escapes.

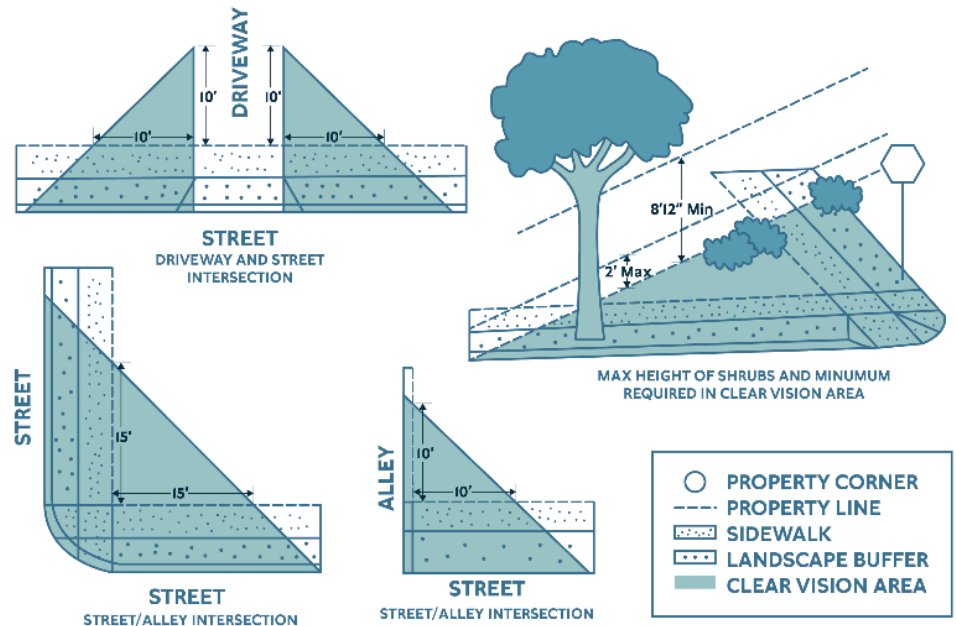
When in the Public Right-of-Way: A portable sign may be placed in the right-of-way directly abutting the site where the portable sign is registered.

Signs may only be placed within a planter strip, or between tree wells for street trees, and must be a minimum of two feet from the curb when adjacent to on-street parking.



**Continued: Where are temporary portable signs allowed?**

Signs cannot impede the pedestrian sidewalk, accessible curb ramps, or transit stop areas and must be a minimum of four feet from bicycle racks. Signs cannot be placed in any portion of a street such as vehicle travel lanes, medians, roundabouts, bike lanes, traffic islands, or on-street parking areas. Signs cannot be placed within a clear vision area in accordance with Bend Development Code. (Refer to Figure 3.1.500.A)

FIGURE 3.1.500.A**Language Assistance Services & Accommodation Information for People with Disabilities**

You can obtain this information in alternate formats such as Braille, electronic format, etc. Free language assistance services are also available. Please contact Kim Voos at kvoos@bendoregon.gov or 541-388-5530. Relay Users Dial 7-1-1.

**Servicios de asistencia lingüística e información sobre alojamiento para personas con discapacidad**

Puede obtener esta información en formatos alternativos como Braille, formato electrónico, etc. También disponemos de servicios gratuitos de asistencia lingüística. Póngase en contacto con Kim Voos en kvoos@bendoregon.gov o 541-388-5530. Los usuarios del servicio de retransmisión deben marcar el 7-1-1.